

Summary Results Report
2022 General Election
November 8, 2022

Official results with absentee and affidavit

Pike County

Statistics	TOTAL
Election Day Precincts Reporting	25 of 25
Precincts Complete	0 of 25
Precincts Partially Reported	25 of 25
Absentee/ Early Precincts Reporting	25 of 25
Registered Voters - Total	24,650
Ballots Cast - Total	9,544
Ballots Cast - Blank	6
Voter Turnout - Total	38.72%





Summary Results Report
 2022 General Election
 November 8, 2022

Official results with absentee and affidavit

Pike County





3rd Congressional District US House of Representatives

Vote For 1

	TOTAL	VOTE %	
R Michael Guest	5,607	59.59%	
D Shuwaski A. Young	3,779	40.16%	
Write-In Totals	23	0.24%	
Total Votes Cast	9,409	100.00%	
Contest Totals	9,544		
Precincts Reporting	25 of 25		




District 4 Position 1 Court of Appeals Judge

Vote For 1

	TOTAL	VOTE %	
NP Virginia Carlton	4,282	50.73%	
NP Bruce W. Burton	4,112	48.72%	
Write-In Totals	46	0.54%	
Total Votes Cast	8,440	100.00%	
Contest Totals	9,544		
Precincts Reporting	25 of 25		




Chancery District 04 Place 1 Chancery Court Judge

Vote For 1

	TOTAL	VOTE %	
NP Debra K. Halford	7,957	98.73%	
Write-In Totals	102	1.27%	
Total Votes Cast	8,059	100.00%	
Contest Totals	9,544		
Precincts Reporting	25 of 25		



Chancery District 04 Place 2 Chancery Court Judge

Vote For 1

	TOTAL	VOTE %	
NP Wayne Smith	7,958	98.93%	
Write-In Totals	86	1.07%	
Total Votes Cast	8,044	100.00%	
Contest Totals	9,544		
Precincts Reporting	25 of 25		

Circuit District 14 Place 1 Circuit Court Judge

Vote For 1

	TOTAL	VOTE %	
NP Michael M. Taylor	8,025	98.83%	
Write-In Totals	95	1.17%	
Total Votes Cast	8,120	100.00%	
Contest Totals	9,544		
Precincts Reporting	25 of 25		

Summary Results Report
 2022 General Election
 November 8, 2022

Official results with absentee and affidavit

Pike County

Circuit District 14 Place 2 Circuit Court Judge

Vote For 1

	TOTAL	VOTE %	
NP David H. Strong, Jr.	8,067	99.03%	
Write-In Totals	79	0.97%	
Total Votes Cast	8,146	100.00%	
Contest Totals	9,544		
Precincts Reporting	25 of 25		

County Court Judge Pike

Vote For 1

	TOTAL	VOTE %	
NP David Lee Brewer	3,442	36.88%	
NP Amelia S. Carter	2,197	23.54%	
NP Jason E. Tate	2,067	22.15%	
NP Nelson S. Estess	1,604	17.19%	
Write-In Totals	23	0.25%	
Total Votes Cast	9,333	100.00%	
Contest Totals	9,544		
Precincts Reporting	25 of 25		

Election Commissioner District 1 Election Commissioner 01

Vote For 1

	TOTAL	VOTE %	
I Jemika Bates	943	98.95%	
Write-In Totals	10	1.05%	
Total Votes Cast	953	100.00%	
Contest Totals	1,178		
Precincts Reporting	5 of 5		

Justice Court Judge Central District Justice Court Judge Central

Vote For 1

	TOTAL	VOTE %	
I Loretta Thompson Conerly	1,066	48.00%	
I Sheilar Conerly Pickens	673	30.30%	
I Danyell P. Martin	330	14.86%	
I Naomi Smith	145	6.53%	
Write-In Totals	7	0.32%	
Total Votes Cast	2,221	100.00%	
Contest Totals	2,386		
Precincts Reporting	8 of 8		






Summary Results Report
2022 General Election
November 8, 2022

Official results with absentee and affidavit

Pike County

South Pike School Board 2 2 - South Pike School Board 2

Vote For 1

	TOTAL	VOTE %	
NP Tanya Brumfield	406	55.01%	
NP Clara Byrd Conerly	173	23.44%	
NP Marie Richard	156	21.14%	
Write-In Totals	3	0.41%	
Total Votes Cast	738	100.00%	
Contest Totals	802		
Precincts Reporting	6 of 6		