

(05) North McComb Baptist Church

Statistics

TOTAL

| | |
|---------------------------|--------|
| Registered Voters - Total | 877 |
| Ballots Cast - Total | 458 |
| Ballots Cast - Blank | 0 |
| Voter Turnout - Total | 52.22% |

Governor State Of Mississippi

Vote For 1

| | TOTAL | VOTE % | |
|-------------------|-------|---------|--|
| D Brandon Presley | 243 | 53.41% | |
| R Tate Reeves | 205 | 45.05% | |
| I Gwendolyn Gray | 5 | 1.10% | |
| Write-In Totals | 2 | 0.44% | |
| Total Votes Cast | 455 | 100.00% | |
| Overvotes | 0 | | |
| Undervotes | 3 | | |
| Contest Totals | 458 | | |

Lieutenant Governor State Of Mississippi

Vote For 1

| | TOTAL | VOTE % | |
|--------------------|-------|---------|--|
| R Delbert Hosemann | 255 | 56.17% | |
| D D. Ryan Grover | 197 | 43.39% | |
| Write-In Totals | 2 | 0.44% | |
| Total Votes Cast | 454 | 100.00% | |
| Overvotes | 0 | | |
| Undervotes | 4 | | |
| Contest Totals | 458 | | |

Secretary Of State State Of Mississippi

Vote For 1

| | TOTAL | VOTE % | |
|------------------|-------|---------|--|
| R Michael Watson | 242 | 53.30% | |
| D Ty Pinkins | 211 | 46.48% | |
| Write-In Totals | 1 | 0.22% | |
| Total Votes Cast | 454 | 100.00% | |
| Overvotes | 0 | | |
| Undervotes | 4 | | |
| Contest Totals | 458 | | |

(05) North McComb Baptist Church

Attorney General State Of Mississippi

Vote For 1

| | TOTAL | VOTE % | |
|---------------------|-------|---------|--|
| R Lynn Fitch | 234 | 51.20% | <div style="width: 51.20%;"><div style="width: 51.20%;"></div></div> |
| D Greta Kemp Martin | 222 | 48.58% | <div style="width: 48.58%;"><div style="width: 48.58%;"></div></div> |
| Write-In Totals | 1 | 0.22% | <div style="width: 0.22%;"><div style="width: 0.22%;"></div></div> |
| Total Votes Cast | 457 | 100.00% | <div style="width: 100.00%;"><div style="width: 100.00%;"></div></div> |
| Overvotes | 0 | | |
| Undervotes | 1 | | |
| Contest Totals | 458 | | |

State Auditor State Of Mississippi

Vote For 1

| | TOTAL | VOTE % | |
|------------------|-------|---------|--|
| R Shad White | 239 | 52.53% | <div style="width: 52.53%;"><div style="width: 52.53%;"></div></div> |
| D Larry Bradford | 215 | 47.25% | <div style="width: 47.25%;"><div style="width: 47.25%;"></div></div> |
| Write-In Totals | 1 | 0.22% | <div style="width: 0.22%;"><div style="width: 0.22%;"></div></div> |
| Total Votes Cast | 455 | 100.00% | <div style="width: 100.00%;"><div style="width: 100.00%;"></div></div> |
| Overvotes | 0 | | |
| Undervotes | 3 | | |
| Contest Totals | 458 | | |

State Treasurer State Of Mississippi

Vote For 1

| | TOTAL | VOTE % | |
|------------------|-------|---------|--|
| R David McRae | 239 | 52.64% | <div style="width: 52.64%;"><div style="width: 52.64%;"></div></div> |
| D Addie L. Green | 214 | 47.14% | <div style="width: 47.14%;"><div style="width: 47.14%;"></div></div> |
| Write-In Totals | 1 | 0.22% | <div style="width: 0.22%;"><div style="width: 0.22%;"></div></div> |
| Total Votes Cast | 454 | 100.00% | <div style="width: 100.00%;"><div style="width: 100.00%;"></div></div> |
| Overvotes | 0 | | |
| Undervotes | 4 | | |
| Contest Totals | 458 | | |

Commissioner Of Agriculture & Commerce State Of Mississippi

Vote For 1

| | TOTAL | VOTE % | |
|------------------------------|-------|---------|--|
| R Andy Gipson | 239 | 52.53% | <div style="width: 52.53%;"><div style="width: 52.53%;"></div></div> |
| D Robert 'Brad' Bradford Sr. | 215 | 47.25% | <div style="width: 47.25%;"><div style="width: 47.25%;"></div></div> |
| Write-In Totals | 1 | 0.22% | <div style="width: 0.22%;"><div style="width: 0.22%;"></div></div> |
| Total Votes Cast | 455 | 100.00% | <div style="width: 100.00%;"><div style="width: 100.00%;"></div></div> |
| Overvotes | 0 | | |
| Undervotes | 3 | | |
| Contest Totals | 458 | | |

(05) North McComb Baptist Church

Commissioner Of Insurance State Of Mississippi

Vote For 1

| | TOTAL | VOTE % | |
|------------------|-------|---------|--|
| R Mike Chaney | 240 | 52.86% | <div style="width: 52.86%;"><div style="width: 52.86%;"></div></div> |
| D Bruce Burton | 213 | 46.92% | <div style="width: 46.92%;"><div style="width: 46.92%;"></div></div> |
| Write-In Totals | 1 | 0.22% | <div style="width: 0.22%;"><div style="width: 0.22%;"></div></div> |
| Total Votes Cast | 454 | 100.00% | <div style="width: 100.00%;"><div style="width: 100.00%;"></div></div> |
| Overvotes | 0 | | |
| Undervotes | 4 | | |
| Contest Totals | 458 | | |

Southern District Public Service Commissioner

Vote For 1

| | TOTAL | VOTE % | |
|---------------------|-------|---------|--|
| R Nelson Wayne Carr | 345 | 95.57% | <div style="width: 95.57%;"><div style="width: 95.57%;"></div></div> |
| Write-In Totals | 16 | 4.43% | <div style="width: 4.43%;"><div style="width: 4.43%;"></div></div> |
| Total Votes Cast | 361 | 100.00% | <div style="width: 100.00%;"><div style="width: 100.00%;"></div></div> |
| Overvotes | 0 | | |
| Undervotes | 97 | | |
| Contest Totals | 458 | | |

Southern District Transportation Commissioner

Vote For 1

| | TOTAL | VOTE % | |
|------------------------|-------|---------|--|
| R Charles Busby | 257 | 62.08% | <div style="width: 62.08%;"><div style="width: 62.08%;"></div></div> |
| I Steven Brian Griffin | 152 | 36.72% | <div style="width: 36.72%;"><div style="width: 36.72%;"></div></div> |
| Write-In Totals | 5 | 1.21% | <div style="width: 1.21%;"><div style="width: 1.21%;"></div></div> |
| Total Votes Cast | 414 | 100.00% | <div style="width: 100.00%;"><div style="width: 100.00%;"></div></div> |
| Overvotes | 2 | | |
| Undervotes | 42 | | |
| Contest Totals | 458 | | |

District 14 District Attorney 14

Vote For 1

| | TOTAL | VOTE % | |
|------------------------|-------|---------|--|
| R Brendon Adams | 244 | 53.86% | <div style="width: 53.86%;"><div style="width: 53.86%;"></div></div> |
| D Patrick Earl Beasley | 208 | 45.92% | <div style="width: 45.92%;"><div style="width: 45.92%;"></div></div> |
| Write-In Totals | 1 | 0.22% | <div style="width: 0.22%;"><div style="width: 0.22%;"></div></div> |
| Total Votes Cast | 453 | 100.00% | <div style="width: 100.00%;"><div style="width: 100.00%;"></div></div> |
| Overvotes | 0 | | |
| Undervotes | 5 | | |
| Contest Totals | 458 | | |

(05) North McComb Baptist Church

District 38 State Senate 38

Vote For 1

| | TOTAL | VOTE % | |
|-------------------------|-------|---------|--|
| I Kelvin E. Butler | 207 | 52.01% | <div style="width: 52.01%;"><div style="width: 52.01%;"></div></div> |
| D Gary Brumfield | 165 | 41.46% | <div style="width: 41.46%;"><div style="width: 41.46%;"></div></div> |
| L Trischell LaRice Veal | 14 | 3.52% | <div style="width: 3.52%;"><div style="width: 3.52%;"></div></div> |
| I Willye R. Powell | 6 | 1.51% | <div style="width: 1.51%;"><div style="width: 1.51%;"></div></div> |
| Write-In Totals | 6 | 1.51% | <div style="width: 1.51%;"><div style="width: 1.51%;"></div></div> |
| Total Votes Cast | 398 | 100.00% | <div style="width: 100%;"><div style="width: 100%;"></div></div> |
| Overvotes | 1 | | |
| Undervotes | 23 | | |
| Contest Totals | 422 | | |

District 39 State Senate 39

Vote For 1

| | TOTAL | VOTE % | |
|--------------------|-------|---------|--|
| R Jason T. Barrett | 30 | 93.75% | <div style="width: 93.75%;"><div style="width: 93.75%;"></div></div> |
| Write-In Totals | 2 | 6.25% | <div style="width: 6.25%;"><div style="width: 6.25%;"></div></div> |
| Total Votes Cast | 32 | 100.00% | <div style="width: 100%;"><div style="width: 100%;"></div></div> |
| Overvotes | 0 | | |
| Undervotes | 4 | | |
| Contest Totals | 36 | | |

District 97 State House Of Rep 97

Vote For 1

| | TOTAL | VOTE % | |
|------------------|-------|---------|--|
| R Sam C. Mims, V | 234 | 57.64% | <div style="width: 57.64%;"><div style="width: 57.64%;"></div></div> |
| D Ben Thompson | 171 | 42.12% | <div style="width: 42.12%;"><div style="width: 42.12%;"></div></div> |
| Write-In Totals | 1 | 0.25% | <div style="width: 0.25%;"><div style="width: 0.25%;"></div></div> |
| Total Votes Cast | 406 | 100.00% | <div style="width: 100%;"><div style="width: 100%;"></div></div> |
| Overvotes | 0 | | |
| Undervotes | 5 | | |
| Contest Totals | 411 | | |

District 98 State House Of Rep 98

Vote For 1

| | TOTAL | VOTE % | |
|-----------------------|-------|---------|--|
| D Daryl L. Porter Jr. | 46 | 100.00% | <div style="width: 100%;"><div style="width: 100%;"></div></div> |
| Write-In Totals | 0 | 0.00% | <div style="width: 0%;"><div style="width: 0%;"></div></div> |
| Total Votes Cast | 46 | 100.00% | <div style="width: 100%;"><div style="width: 100%;"></div></div> |
| Overvotes | 0 | | |
| Undervotes | 1 | | |
| Contest Totals | 47 | | |

(05) North McComb Baptist Church

Sheriff Pike

Vote For 1

| | TOTAL | VOTE % | |
|-------------------------|------------|----------------|--|
| R Bryant Wally Jones | 252 | 55.75% | <div style="width: 55.75%;"><div style="width: 55.75%;"></div></div> |
| D Ray C. Reynolds | 199 | 44.03% | <div style="width: 44.03%;"><div style="width: 44.03%;"></div></div> |
| Write-In Totals | 1 | 0.22% | <div style="width: 0.22%;"><div style="width: 0.22%;"></div></div> |
| Total Votes Cast | 452 | 100.00% | <div style="width: 100%;"><div style="width: 100%;"></div></div> |
| Overvotes | 0 | | |
| Undervotes | 6 | | |
| Contest Totals | 458 | | |

Chancery Clerk Pike

Vote For 1

| | TOTAL | VOTE % | |
|-------------------------|------------|----------------|--|
| R Becky Buie | 344 | 96.09% | <div style="width: 96.09%;"><div style="width: 96.09%;"></div></div> |
| Write-In Totals | 14 | 3.91% | <div style="width: 3.91%;"><div style="width: 3.91%;"></div></div> |
| Total Votes Cast | 358 | 100.00% | <div style="width: 100%;"><div style="width: 100%;"></div></div> |
| Overvotes | 0 | | |
| Undervotes | 100 | | |
| Contest Totals | 458 | | |

Circuit Clerk Pike

Vote For 1

| | TOTAL | VOTE % | |
|----------------------------|------------|----------------|--|
| D Brenda 'Denise' Robinson | 227 | 50.11% | <div style="width: 50.11%;"><div style="width: 50.11%;"></div></div> |
| R Natalie McMahon | 226 | 49.89% | <div style="width: 49.89%;"><div style="width: 49.89%;"></div></div> |
| Write-In Totals | 0 | 0.00% | <div style="width: 0.00%;"><div style="width: 0.00%;"></div></div> |
| Total Votes Cast | 453 | 100.00% | <div style="width: 100%;"><div style="width: 100%;"></div></div> |
| Overvotes | 0 | | |
| Undervotes | 5 | | |
| Contest Totals | 458 | | |

Tax Assessor Pike

Vote For 1

| | TOTAL | VOTE % | |
|-------------------------|------------|----------------|--|
| R Laurie Allen | 246 | 54.55% | <div style="width: 54.55%;"><div style="width: 54.55%;"></div></div> |
| D Byron Garner | 204 | 45.23% | <div style="width: 45.23%;"><div style="width: 45.23%;"></div></div> |
| Write-In Totals | 1 | 0.22% | <div style="width: 0.22%;"><div style="width: 0.22%;"></div></div> |
| Total Votes Cast | 451 | 100.00% | <div style="width: 100%;"><div style="width: 100%;"></div></div> |
| Overvotes | 0 | | |
| Undervotes | 7 | | |
| Contest Totals | 458 | | |

(05) North McComb Baptist Church

Tax Collector Pike

Vote For 1

| | TOTAL | VOTE % | |
|-----------------------------|-------|---------|--|
| D Angela Gardner Washington | 230 | 51.00% | <div style="width: 51%;"><div style="width: 51%;"></div></div> |
| R Michael Cameron | 221 | 49.00% | <div style="width: 49%;"><div style="width: 49%;"></div></div> |
| Write-In Totals | 0 | 0.00% | <div style="width: 0%;"><div style="width: 0%;"></div></div> |
| Total Votes Cast | 451 | 100.00% | <div style="width: 100%;"><div style="width: 100%;"></div></div> |
| Overvotes | 0 | | |
| Undervotes | 7 | | |
| Contest Totals | 458 | | |

County Prosecutor Pike

Vote For 1

| | TOTAL | VOTE % | |
|------------------|-------|---------|--|
| R Ben L. Gilbert | 342 | 96.07% | <div style="width: 96%;"><div style="width: 96%;"></div></div> |
| Write-In Totals | 14 | 3.93% | <div style="width: 3.93%;"><div style="width: 3.93%;"></div></div> |
| Total Votes Cast | 356 | 100.00% | <div style="width: 100%;"><div style="width: 100%;"></div></div> |
| Overvotes | 1 | | |
| Undervotes | 101 | | |
| Contest Totals | 458 | | |

Coroner Pike

Vote For 1

| | TOTAL | VOTE % | |
|-----------------------|-------|---------|--|
| R Chan Thomas | 235 | 51.76% | <div style="width: 51.76%;"><div style="width: 51.76%;"></div></div> |
| D David Rashad Taylor | 219 | 48.24% | <div style="width: 48.24%;"><div style="width: 48.24%;"></div></div> |
| Write-In Totals | 0 | 0.00% | <div style="width: 0%;"><div style="width: 0%;"></div></div> |
| Total Votes Cast | 454 | 100.00% | <div style="width: 100%;"><div style="width: 100%;"></div></div> |
| Overvotes | 0 | | |
| Undervotes | 4 | | |
| Contest Totals | 458 | | |

Supervisor District 1 Supervisor 01




Vote For 1

| | TOTAL | VOTE % | |
|------------------|-------|---------|--|
| D Justin Lofton | 376 | 95.67% | <div style="width: 95.67%;"><div style="width: 95.67%;"></div></div> |
| Write-In Totals | 17 | 4.33% | <div style="width: 4.33%;"><div style="width: 4.33%;"></div></div> |
| Total Votes Cast | 393 | 100.00% | <div style="width: 100%;"><div style="width: 100%;"></div></div> |
| Overvotes | 0 | | |
| Undervotes | 65 | | |
| Contest Totals | 458 | | |

(05) North McComb Baptist Church





Justice Court Judge Northern District Justice Court Judge Northern

Vote For 1

| | TOTAL | VOTE % | |
|--------------------|-------|---------|---|
| R Fulton D. Brewer | 346 | 96.11% |  |
| Write-In Totals | 14 | 3.89% |  |
| Total Votes Cast | 360 | 100.00% |  |
| Overvotes | 0 | | |
| Undervotes | 98 | | |
| Contest Totals | 458 | | |

Constable Northern District Constable Northern

Vote For 1

| | TOTAL | VOTE % | |
|------------------|-------|---------|---|
| R Denny Johnson | 249 | 60.00% |  |
| I Bena Collins | 164 | 39.52% |  |
| Write-In Totals | 2 | 0.48% |  |
| Total Votes Cast | 415 | 100.00% |  |
| Overvotes | 0 | | |
| Undervotes | 43 | | |
| Contest Totals | 458 | | |