






**(06) Presley Event Center**

Statistics	TOTAL
Registered Voters - Total	508
Ballots Cast - Total	188
Ballots Cast - Blank	0
Voter Turnout - Total	37.01%





**Governor State Of Mississippi**

Vote For 1

	TOTAL	VOTE %	
D Brandon Presley	177	94.65%	
R Tate Reeves	5	2.67%	
I Gwendolyn Gray	5	2.67%	
Write-In Totals	0	0.00%	
Total Votes Cast	187	100.00%	
Overvotes	0		
Undervotes	1		
Contest Totals	188		





**Lieutenant Governor State Of Mississippi**

Vote For 1

	TOTAL	VOTE %	
D D. Ryan Grover	166	89.25%	
R Delbert Hosemann	18	9.68%	
Write-In Totals	2	1.08%	
Total Votes Cast	186	100.00%	
Overvotes	0		
Undervotes	2		
Contest Totals	188		

**Secretary Of State State Of Mississippi**

Vote For 1

	TOTAL	VOTE %	
D Ty Pinkins	169	91.85%	
R Michael Watson	14	7.61%	
Write-In Totals	1	0.54%	
Total Votes Cast	184	100.00%	
Overvotes	0		
Undervotes	4		
Contest Totals	188		

**(06) Presley Event Center**

**Attorney General State Of Mississippi**

Vote For 1

	TOTAL	VOTE %	
D Greta Kemp Martin	172	92.47%	<div style="width: 92.47%;"></div>
R Lynn Fitch	13	6.99%	<div style="width: 6.99%;"></div>
Write-In Totals	1	0.54%	<div style="width: 0.54%;"></div>
<b>Total Votes Cast</b>	<b>186</b>	<b>100.00%</b>	<div style="width: 100%;"></div>
Overvotes	0		
Undervotes	2		
<b>Contest Totals</b>	<b>188</b>		

**State Auditor State Of Mississippi**

Vote For 1

	TOTAL	VOTE %	
D Larry Bradford	173	93.51%	<div style="width: 93.51%;"></div>
R Shad White	11	5.95%	<div style="width: 5.95%;"></div>
Write-In Totals	1	0.54%	<div style="width: 0.54%;"></div>
<b>Total Votes Cast</b>	<b>185</b>	<b>100.00%</b>	<div style="width: 100%;"></div>
Overvotes	0		
Undervotes	3		
<b>Contest Totals</b>	<b>188</b>		

**State Treasurer State Of Mississippi**

Vote For 1

	TOTAL	VOTE %	
D Addie L. Green	173	93.01%	<div style="width: 93.01%;"></div>
R David McRae	12	6.45%	<div style="width: 6.45%;"></div>
Write-In Totals	1	0.54%	<div style="width: 0.54%;"></div>
<b>Total Votes Cast</b>	<b>186</b>	<b>100.00%</b>	<div style="width: 100%;"></div>
Overvotes	0		
Undervotes	2		
<b>Contest Totals</b>	<b>188</b>		

**Commissioner Of Agriculture & Commerce State Of Mississippi**

Vote For 1

	TOTAL	VOTE %	
D Robert 'Brad' Bradford Sr.	179	95.72%	<div style="width: 95.72%;"></div>
R Andy Gipson	7	3.74%	<div style="width: 3.74%;"></div>
Write-In Totals	1	0.53%	<div style="width: 0.53%;"></div>
<b>Total Votes Cast</b>	<b>187</b>	<b>100.00%</b>	<div style="width: 100%;"></div>
Overvotes	0		
Undervotes	1		
<b>Contest Totals</b>	<b>188</b>		

## (06) Presley Event Center

### Commissioner Of Insurance State Of Mississippi

Vote For 1

	TOTAL	VOTE %	
D Bruce Burton	172	92.97%	<div style="width: 92.97%;"><div style="width: 92.97%;"></div></div>
R Mike Chaney	12	6.49%	<div style="width: 6.49%;"><div style="width: 6.49%;"></div></div>
Write-In Totals	1	0.54%	<div style="width: 0.54%;"><div style="width: 0.54%;"></div></div>
Total Votes Cast	185	100.00%	<div style="width: 100.00%;"><div style="width: 100.00%;"></div></div>
Overvotes	0		
Undervotes	3		
Contest Totals	188		

### Southern District Public Service Commissioner

Vote For 1

	TOTAL	VOTE %	
R Nelson Wayne Carr	79	82.29%	<div style="width: 82.29%;"><div style="width: 82.29%;"></div></div>
Write-In Totals	17	17.71%	<div style="width: 17.71%;"><div style="width: 17.71%;"></div></div>
Total Votes Cast	96	100.00%	<div style="width: 100.00%;"><div style="width: 100.00%;"></div></div>
Overvotes	1		
Undervotes	91		
Contest Totals	188		

### Southern District Transportation Commissioner

Vote For 1

	TOTAL	VOTE %	
I Steven Brian Griffin	100	72.99%	<div style="width: 72.99%;"><div style="width: 72.99%;"></div></div>
R Charles Busby	29	21.17%	<div style="width: 21.17%;"><div style="width: 21.17%;"></div></div>
Write-In Totals	8	5.84%	<div style="width: 5.84%;"><div style="width: 5.84%;"></div></div>
Total Votes Cast	137	100.00%	<div style="width: 100.00%;"><div style="width: 100.00%;"></div></div>
Overvotes	0		
Undervotes	51		
Contest Totals	188		

### District 14 District Attorney 14







Vote For 1

	TOTAL	VOTE %	
D Patrick Earl Beasley	172	95.03%	<div style="width: 95.03%;"><div style="width: 95.03%;"></div></div>
R Brendon Adams	8	4.42%	<div style="width: 4.42%;"><div style="width: 4.42%;"></div></div>
Write-In Totals	1	0.55%	<div style="width: 0.55%;"><div style="width: 0.55%;"></div></div>
Total Votes Cast	181	100.00%	<div style="width: 100.00%;"><div style="width: 100.00%;"></div></div>
Overvotes	0		
Undervotes	7		
Contest Totals	188		

**(06) Presley Event Center**




**District 38 State Senate 38**

Vote For 1

	TOTAL	VOTE %	
D Gary Brumfield	124	67.03%	
I Kelvin E. Butler	57	30.81%	
I Willye R. Powell	3	1.62%	
L Trischell LaRice Veal	0	0.00%	
Write-In Totals	1	0.54%	
Total Votes Cast	185	100.00%	
Overvotes	0		
Undervotes	3		
Contest Totals	188		





**District 98 State House Of Rep 98**

Vote For 1

	TOTAL	VOTE %	
D Daryl L. Porter Jr.	175	98.87%	
Write-In Totals	2	1.13%	
Total Votes Cast	177	100.00%	
Overvotes	0		
Undervotes	11		
Contest Totals	188		




**Sheriff Pike**

Vote For 1

	TOTAL	VOTE %	
D Ray C. Reynolds	161	86.56%	
R Bryant Wally Jones	25	13.44%	
Write-In Totals	0	0.00%	
Total Votes Cast	186	100.00%	
Overvotes	0		
Undervotes	2		
Contest Totals	188		

**Chancery Clerk Pike**

Vote For 1

	TOTAL	VOTE %	
R Becky Buie	92	86.79%	
Write-In Totals	14	13.21%	
Total Votes Cast	106	100.00%	
Overvotes	0		
Undervotes	82		
Contest Totals	188		

**(06) Presley Event Center**

**Circuit Clerk Pike**

Vote For 1

	TOTAL	VOTE %	
D Brenda 'Denise' Robinson	178	96.22%	<div style="width: 96.22%;"></div>
R Natalie McMahon	7	3.78%	<div style="width: 3.78%;"></div>
Write-In Totals	0	0.00%	<div style="width: 0.00%;"></div>
<b>Total Votes Cast</b>	<b>185</b>	<b>100.00%</b>	<div style="width: 100.00%;"></div>
Overvotes	0		
Undervotes	3		
<b>Contest Totals</b>	<b>188</b>		

**Tax Assessor Pike**

Vote For 1

	TOTAL	VOTE %	
D Byron Garner	174	94.05%	<div style="width: 94.05%;"></div>
R Laurie Allen	11	5.95%	<div style="width: 5.95%;"></div>
Write-In Totals	0	0.00%	<div style="width: 0.00%;"></div>
<b>Total Votes Cast</b>	<b>185</b>	<b>100.00%</b>	<div style="width: 100.00%;"></div>
Overvotes	0		
Undervotes	3		
<b>Contest Totals</b>	<b>188</b>		

**Tax Collector Pike**

Vote For 1

	TOTAL	VOTE %	
D Angela Gardner Washington	175	94.59%	<div style="width: 94.59%;"></div>
R Michael Cameron	10	5.41%	<div style="width: 5.41%;"></div>
Write-In Totals	0	0.00%	<div style="width: 0.00%;"></div>
<b>Total Votes Cast</b>	<b>185</b>	<b>100.00%</b>	<div style="width: 100.00%;"></div>
Overvotes	0		
Undervotes	3		
<b>Contest Totals</b>	<b>188</b>		

**County Prosecutor Pike**

Vote For 1

	TOTAL	VOTE %	
R Ben L. Gilbert	78	84.78%	<div style="width: 84.78%;"></div>
Write-In Totals	14	15.22%	<div style="width: 15.22%;"></div>
<b>Total Votes Cast</b>	<b>92</b>	<b>100.00%</b>	<div style="width: 100.00%;"></div>
Overvotes	0		
Undervotes	96		
<b>Contest Totals</b>	<b>188</b>		

## (06) Presley Event Center

### Coroner Pike

Vote For 1

	TOTAL	VOTE %	
D David Rashad Taylor	171	92.93%	<div style="width: 92.93%;"></div>
R Chan Thomas	11	5.98%	<div style="width: 5.98%;"></div>
Write-In Totals	2	1.09%	<div style="width: 1.09%;"></div>
Total Votes Cast	184	100.00%	<div style="width: 100.00%;"></div>
Overvotes	0		
Undervotes	4		
Contest Totals	188		

### Supervisor District 2 Supervisor 02

Vote For 1

	TOTAL	VOTE %	
D Samuel C. Hall	178	100.00%	<div style="width: 100.00%;"></div>
Write-In Totals	0	0.00%	<div style="width: 0.00%;"></div>
Total Votes Cast	178	100.00%	<div style="width: 100.00%;"></div>
Overvotes	0		
Undervotes	10		
Contest Totals	188		

### Election Commissioner District 2 Election Commissioner 02

Vote For 1

	TOTAL	VOTE %	
D Alicia Forrest	176	99.44%	<div style="width: 99.44%;"></div>
Write-In Totals	1	0.56%	<div style="width: 0.56%;"></div>
Total Votes Cast	177	100.00%	<div style="width: 100.00%;"></div>
Overvotes	0		
Undervotes	11		
Contest Totals	188		

### Justice Court Judge Central District Justice Court Judge Central

Vote For 1




	TOTAL	VOTE %	
D Loretta Thompson Conerly	175	98.87%	<div style="width: 98.87%;"></div>
Write-In Totals	2	1.13%	<div style="width: 1.13%;"></div>
Total Votes Cast	177	100.00%	<div style="width: 100.00%;"></div>
Overvotes	0		
Undervotes	11		
Contest Totals	188		

## (06) Presley Event Center

---

### Constable Constable Central

Vote For 1

	TOTAL	VOTE %	
D Mark E. Thompson	175	99.43%	
Write-In Totals	1	0.57%	
Total Votes Cast	176	100.00%	
Overvotes	0		
Undervotes	12		
Contest Totals	188		