

**(09) Magnolia Comm Ctr.**

Statistics	TOTAL
Registered Voters - Total	1,152
Ballots Cast - Total	538
Ballots Cast - Blank	0
Voter Turnout - Total	46.70%

**Governor State Of Mississippi**

Vote For 1

	TOTAL	VOTE %	
D Brandon Presley	391	73.08%	
R Tate Reeves	136	25.42%	
I Gwendolyn Gray	8	1.50%	
Write-In Totals	0	0.00%	
Total Votes Cast	535	100.00%	
Overvotes	1		
Undervotes	2		
Contest Totals	538		

**Lieutenant Governor State Of Mississippi**

Vote For 1

	TOTAL	VOTE %	
D D. Ryan Grover	367	69.51%	
R Delbert Hosemann	160	30.30%	
Write-In Totals	1	0.19%	
Total Votes Cast	528	100.00%	
Overvotes	1		
Undervotes	9		
Contest Totals	538		

**Secretary Of State State Of Mississippi**





Vote For 1

	TOTAL	VOTE %	
D Ty Pinkins	371	69.74%	
R Michael Watson	161	30.26%	
Write-In Totals	0	0.00%	
Total Votes Cast	532	100.00%	
Overvotes	0		
Undervotes	6		
Contest Totals	538		

**(09) Magnolia Comm Ctr.**





**Attorney General State Of Mississippi**

Vote For 1

	TOTAL	VOTE %	
D Greta Kemp Martin	380	71.16%	
R Lynn Fitch	154	28.84%	
Write-In Totals	0	0.00%	
<b>Total Votes Cast</b>	<b>534</b>	<b>100.00%</b>	
Overvotes	0		
Undervotes	4		
<b>Contest Totals</b>	<b>538</b>		





**State Auditor State Of Mississippi**

Vote For 1

	TOTAL	VOTE %	
D Larry Bradford	369	69.49%	
R Shad White	162	30.51%	
Write-In Totals	0	0.00%	
<b>Total Votes Cast</b>	<b>531</b>	<b>100.00%</b>	
Overvotes	0		
Undervotes	7		
<b>Contest Totals</b>	<b>538</b>		





**State Treasurer State Of Mississippi**

Vote For 1

	TOTAL	VOTE %	
D Addie L. Green	375	70.62%	
R David McRae	156	29.38%	
Write-In Totals	0	0.00%	
<b>Total Votes Cast</b>	<b>531</b>	<b>100.00%</b>	
Overvotes	0		
Undervotes	7		
<b>Contest Totals</b>	<b>538</b>		

**Commissioner Of Agriculture & Commerce State Of Mississippi**





Vote For 1

	TOTAL	VOTE %	
D Robert 'Brad' Bradford Sr.	377	70.86%	
R Andy Gipson	155	29.14%	
Write-In Totals	0	0.00%	
<b>Total Votes Cast</b>	<b>532</b>	<b>100.00%</b>	
Overvotes	0		
Undervotes	6		
<b>Contest Totals</b>	<b>538</b>		

**(09) Magnolia Comm Ctr.**




**Commissioner Of Insurance State Of Mississippi**

Vote For 1

	TOTAL	VOTE %	
D Bruce Burton	377	70.73%	
R Mike Chaney	156	29.27%	
Write-In Totals	0	0.00%	
Total Votes Cast	533	100.00%	
Overvotes	0		
Undervotes	5		
Contest Totals	538		





**Southern District Public Service Commissioner**

Vote For 1

	TOTAL	VOTE %	
R Nelson Wayne Carr	338	94.68%	
Write-In Totals	19	5.32%	
Total Votes Cast	357	100.00%	
Overvotes	0		
Undervotes	181		
Contest Totals	538		





**Southern District Transportation Commissioner**

Vote For 1

	TOTAL	VOTE %	
I Steven Brian Griffin	237	54.61%	
R Charles Busby	192	44.24%	
Write-In Totals	5	1.15%	
Total Votes Cast	434	100.00%	
Overvotes	0		
Undervotes	104		
Contest Totals	538		

**District 14 District Attorney 14**







Vote For 1

	TOTAL	VOTE %	
D Patrick Earl Beasley	371	70.40%	
R Brendon Adams	156	29.60%	
Write-In Totals	0	0.00%	
Total Votes Cast	527	100.00%	
Overvotes	0		
Undervotes	11		
Contest Totals	538		

**(09) Magnolia Comm Ctr.**




**District 38 State Senate 38**

Vote For 1

	TOTAL	VOTE %	
D Gary Brumfield	259	49.52%	
I Kelvin E. Butler	241	46.08%	
I Willye R. Powell	14	2.68%	
L Trischell LaRice Veal	8	1.53%	
Write-In Totals	1	0.19%	
<b>Total Votes Cast</b>	<b>523</b>	<b>100.00%</b>	
Overvotes	0		
Undervotes	15		
<b>Contest Totals</b>	<b>538</b>		




**District 96 State House Of Rep 96**

Vote For 1

	TOTAL	VOTE %	
I Angela Cockerham	130	97.01%	
Write-In Totals	4	2.99%	
<b>Total Votes Cast</b>	<b>134</b>	<b>100.00%</b>	
Overvotes	0		
Undervotes	33		
<b>Contest Totals</b>	<b>167</b>		





**District 98 State House Of Rep 98**

Vote For 1

	TOTAL	VOTE %	
D Daryl L. Porter Jr.	323	98.48%	
Write-In Totals	5	1.52%	
<b>Total Votes Cast</b>	<b>328</b>	<b>100.00%</b>	
Overvotes	0		
Undervotes	43		
<b>Contest Totals</b>	<b>371</b>		

**Sheriff Pike**

Vote For 1

	TOTAL	VOTE %	
D Ray C. Reynolds	365	68.35%	
R Bryant Wally Jones	168	31.46%	
Write-In Totals	1	0.19%	
<b>Total Votes Cast</b>	<b>534</b>	<b>100.00%</b>	
Overvotes	0		
Undervotes	4		
<b>Contest Totals</b>	<b>538</b>		

**(09) Magnolia Comm Ctr.**

**Chancery Clerk Pike**

Vote For 1

	TOTAL	VOTE %	
R Becky Buie	372	96.88%	
Write-In Totals	12	3.12%	
Total Votes Cast	384	100.00%	
Overvotes	0		
Undervotes	154		
Contest Totals	538		

**Circuit Clerk Pike**

Vote For 1

	TOTAL	VOTE %	
D Brenda 'Denise' Robinson	394	73.64%	
R Natalie McMahon	139	25.98%	
Write-In Totals	2	0.37%	
Total Votes Cast	535	100.00%	
Overvotes	1		
Undervotes	2		
Contest Totals	538		

**Tax Assessor Pike**

Vote For 1

	TOTAL	VOTE %	
D Byron Garner	352	66.42%	
R Laurie Allen	178	33.58%	
Write-In Totals	0	0.00%	
Total Votes Cast	530	100.00%	
Overvotes	0		
Undervotes	8		
Contest Totals	538		

**Tax Collector Pike**




Vote For 1

	TOTAL	VOTE %	
D Angela Gardner Washington	398	74.12%	
R Michael Cameron	139	25.88%	
Write-In Totals	0	0.00%	
Total Votes Cast	537	100.00%	
Overvotes	0		
Undervotes	1		
Contest Totals	538		

**(09) Magnolia Comm Ctr.**





**County Prosecutor Pike**

Vote For 1

	TOTAL	VOTE %	
R Ben L. Gilbert	351	96.43%	
Write-In Totals	13	3.57%	
Total Votes Cast	364	100.00%	
Overvotes	0		
Undervotes	174		
Contest Totals	538		




**Coroner Pike**

Vote For 1

	TOTAL	VOTE %	
D David Rashad Taylor	386	72.15%	
R Chan Thomas	148	27.66%	
Write-In Totals	1	0.19%	
Total Votes Cast	535	100.00%	
Overvotes	2		
Undervotes	1		
Contest Totals	538		




**Supervisor District 2 Supervisor 02**

Vote For 1

	TOTAL	VOTE %	
D Samuel C. Hall	476	97.54%	
Write-In Totals	12	2.46%	
Total Votes Cast	488	100.00%	
Overvotes	0		
Undervotes	50		
Contest Totals	538		

**Election Commissioner District 2 Election Commissioner 02**






Vote For 1

	TOTAL	VOTE %	
D Alicia Forrest	478	98.96%	
Write-In Totals	5	1.04%	
Total Votes Cast	483	100.00%	
Overvotes	0		
Undervotes	55		
Contest Totals	538		

**(09) Magnolia Comm Ctr.**




**Justice Court Judge Southern District Justice Court Judge Southern**

Vote For 1

	TOTAL	VOTE %	
D Amanda V. Upchurch	347	64.86%	
R Aubrey Rimes	179	33.46%	
I Clayton C. Guy	9	1.68%	
Write-In Totals	0	0.00%	
<b>Total Votes Cast</b>	<b>535</b>	<b>100.00%</b>	
Overvotes	0		
Undervotes	3		
<b>Contest Totals</b>	<b>538</b>		

**Constable Southern District Constable Southern**

Vote For 1

	TOTAL	VOTE %	
D Oliver James	476	97.74%	
Write-In Totals	11	2.26%	
<b>Total Votes Cast</b>	<b>487</b>	<b>100.00%</b>	
Overvotes	0		
Undervotes	51		
<b>Contest Totals</b>	<b>538</b>		