

(14) Calvary Baptist Church

Statistics

| | TOTAL |
|---------------------------|--------|
| Registered Voters - Total | 938 |
| Ballots Cast - Total | 509 |
| Ballots Cast - Blank | 0 |
| Voter Turnout - Total | 54.26% |

Governor State Of Mississippi

Vote For 1

| | TOTAL | VOTE % | |
|-------------------|-------|---------|--|
| R Tate Reeves | 320 | 62.99% | |
| D Brandon Presley | 182 | 35.83% | |
| I Gwendolyn Gray | 5 | 0.98% | |
| Write-In Totals | 1 | 0.20% | |
| Total Votes Cast | 508 | 100.00% | |
| Overvotes | 0 | | |
| Undervotes | 1 | | |
| Contest Totals | 509 | | |

Lieutenant Governor State Of Mississippi

Vote For 1

| | TOTAL | VOTE % | |
|--------------------|-------|---------|--|
| R Delbert Hosemann | 362 | 71.68% | |
| D D. Ryan Grover | 137 | 27.13% | |
| Write-In Totals | 6 | 1.19% | |
| Total Votes Cast | 505 | 100.00% | |
| Overvotes | 0 | | |
| Undervotes | 4 | | |
| Contest Totals | 509 | | |

Secretary Of State State Of Mississippi

Vote For 1

| | TOTAL | VOTE % | |
|------------------|-------|---------|--|
| R Michael Watson | 358 | 70.75% | |
| D Ty Pinkins | 148 | 29.25% | |
| Write-In Totals | 0 | 0.00% | |
| Total Votes Cast | 506 | 100.00% | |
| Overvotes | 0 | | |
| Undervotes | 3 | | |
| Contest Totals | 509 | | |

(14) Calvary Baptist Church

Attorney General State Of Mississippi

Vote For 1

| | TOTAL | VOTE % | |
|---------------------|-------|---------|--|
| R Lynn Fitch | 352 | 69.29% | |
| D Greta Kemp Martin | 156 | 30.71% | |
| Write-In Totals | 0 | 0.00% | |
| Total Votes Cast | 508 | 100.00% | |
| Overvotes | 0 | | |
| Undervotes | 1 | | |
| Contest Totals | 509 | | |

State Auditor State Of Mississippi

Vote For 1

| | TOTAL | VOTE % | |
|------------------|-------|---------|--|
| R Shad White | 357 | 70.55% | |
| D Larry Bradford | 149 | 29.45% | |
| Write-In Totals | 0 | 0.00% | |
| Total Votes Cast | 506 | 100.00% | |
| Overvotes | 0 | | |
| Undervotes | 3 | | |
| Contest Totals | 509 | | |

State Treasurer State Of Mississippi

Vote For 1

| | TOTAL | VOTE % | |
|------------------|-------|---------|--|
| R David McRae | 354 | 69.82% | |
| D Addie L. Green | 153 | 30.18% | |
| Write-In Totals | 0 | 0.00% | |
| Total Votes Cast | 507 | 100.00% | |
| Overvotes | 0 | | |
| Undervotes | 2 | | |
| Contest Totals | 509 | | |

Commissioner Of Agriculture & Commerce State Of Mississippi

Vote For 1

| | TOTAL | VOTE % | |
|------------------------------|-------|---------|--|
| R Andy Gipson | 350 | 69.17% | |
| D Robert 'Brad' Bradford Sr. | 156 | 30.83% | |
| Write-In Totals | 0 | 0.00% | |
| Total Votes Cast | 506 | 100.00% | |
| Overvotes | 0 | | |
| Undervotes | 3 | | |
| Contest Totals | 509 | | |

(14) Calvary Baptist Church

Commissioner Of Insurance State Of Mississippi

Vote For 1

| | TOTAL | VOTE % | |
|------------------|-------|---------|--|
| R Mike Chaney | 359 | 70.81% | <div style="width: 70.81%;"><div style="width: 70.81%;"></div></div> |
| D Bruce Burton | 148 | 29.19% | <div style="width: 29.19%;"><div style="width: 29.19%;"></div></div> |
| Write-In Totals | 0 | 0.00% | <div style="width: 0%;"><div style="width: 0%;"></div></div> |
| Total Votes Cast | 507 | 100.00% | <div style="width: 100%;"><div style="width: 100%;"></div></div> |
| Overvotes | 0 | | |
| Undervotes | 2 | | |
| Contest Totals | 509 | | |

Southern District Public Service Commissioner

Vote For 1

| | TOTAL | VOTE % | |
|---------------------|-------|---------|--|
| R Nelson Wayne Carr | 423 | 97.24% | <div style="width: 97.24%;"><div style="width: 97.24%;"></div></div> |
| Write-In Totals | 12 | 2.76% | <div style="width: 2.76%;"><div style="width: 2.76%;"></div></div> |
| Total Votes Cast | 435 | 100.00% | <div style="width: 100%;"><div style="width: 100%;"></div></div> |
| Overvotes | 0 | | |
| Undervotes | 74 | | |
| Contest Totals | 509 | | |

Southern District Transportation Commissioner

Vote For 1

| | TOTAL | VOTE % | |
|------------------------|-------|---------|--|
| R Charles Busby | 357 | 76.61% | <div style="width: 76.61%;"><div style="width: 76.61%;"></div></div> |
| I Steven Brian Griffin | 101 | 21.67% | <div style="width: 21.67%;"><div style="width: 21.67%;"></div></div> |
| Write-In Totals | 8 | 1.72% | <div style="width: 1.72%;"><div style="width: 1.72%;"></div></div> |
| Total Votes Cast | 466 | 100.00% | <div style="width: 100%;"><div style="width: 100%;"></div></div> |
| Overvotes | 1 | | |
| Undervotes | 42 | | |
| Contest Totals | 509 | | |

District 14 District Attorney 14

Vote For 1

| | TOTAL | VOTE % | |
|------------------------|-------|---------|--|
| R Brendon Adams | 355 | 70.16% | <div style="width: 70.16%;"><div style="width: 70.16%;"></div></div> |
| D Patrick Earl Beasley | 151 | 29.84% | <div style="width: 29.84%;"><div style="width: 29.84%;"></div></div> |
| Write-In Totals | 0 | 0.00% | <div style="width: 0%;"><div style="width: 0%;"></div></div> |
| Total Votes Cast | 506 | 100.00% | <div style="width: 100%;"><div style="width: 100%;"></div></div> |
| Overvotes | 0 | | |
| Undervotes | 3 | | |
| Contest Totals | 509 | | |

(14) Calvary Baptist Church

District 39 State Senate 39

Vote For 1

| | TOTAL | VOTE % | |
|--------------------|-------|---------|--|
| R Jason T. Barrett | 416 | 97.20% | <div style="width: 97.20%; background-color: #f0c000;"></div> |
| Write-In Totals | 12 | 2.80% | <div style="width: 2.80%; background-color: #cccccc;"></div> |
| Total Votes Cast | 428 | 100.00% | <div style="width: 100.00%; background-color: #f0c000;"></div> |
| Overvotes | 0 | | |
| Undervotes | 81 | | |
| Contest Totals | 509 | | |

District 53 State House Of Rep 53

Vote For 1

| | TOTAL | VOTE % | |
|------------------|-------|---------|--|
| R Vince Mangold | 321 | 98.77% | <div style="width: 98.77%; background-color: #f0c000;"></div> |
| Write-In Totals | 4 | 1.23% | <div style="width: 1.23%; background-color: #cccccc;"></div> |
| Total Votes Cast | 325 | 100.00% | <div style="width: 100.00%; background-color: #f0c000;"></div> |
| Overvotes | 0 | | |
| Undervotes | 51 | | |
| Contest Totals | 376 | | |

District 98 State House Of Rep 98

Vote For 1

| | TOTAL | VOTE % | |
|-----------------------|-------|---------|--|
| D Daryl L. Porter Jr. | 102 | 92.73% | <div style="width: 92.73%; background-color: #f0c000;"></div> |
| Write-In Totals | 8 | 7.27% | <div style="width: 7.27%; background-color: #cccccc;"></div> |
| Total Votes Cast | 110 | 100.00% | <div style="width: 100.00%; background-color: #f0c000;"></div> |
| Overvotes | 0 | | |
| Undervotes | 23 | | |
| Contest Totals | 133 | | |

Sheriff Pike

Vote For 1

| | TOTAL | VOTE % | |
|----------------------|-------|---------|--|
| R Bryant Wally Jones | 361 | 71.34% | <div style="width: 71.34%; background-color: #f0c000;"></div> |
| D Ray C. Reynolds | 144 | 28.46% | <div style="width: 28.46%; background-color: #cccccc;"></div> |
| Write-In Totals | 1 | 0.20% | <div style="width: 0.20%; background-color: #cccccc;"></div> |
| Total Votes Cast | 506 | 100.00% | <div style="width: 100.00%; background-color: #f0c000;"></div> |
| Overvotes | 1 | | |
| Undervotes | 2 | | |
| Contest Totals | 509 | | |

(14) Calvary Baptist Church

Chancery Clerk Pike

Vote For 1

| | TOTAL | VOTE % | |
|------------------|-------|---------|--|
| R Becky Buie | 427 | 97.94% | |
| Write-In Totals | 9 | 2.06% | |
| Total Votes Cast | 436 | 100.00% | |
| Overvotes | 0 | | |
| Undervotes | 73 | | |
| Contest Totals | 509 | | |

Circuit Clerk Pike

Vote For 1

| | TOTAL | VOTE % | |
|----------------------------|-------|---------|--|
| R Natalie McMahon | 323 | 64.09% | |
| D Brenda 'Denise' Robinson | 181 | 35.91% | |
| Write-In Totals | 0 | 0.00% | |
| Total Votes Cast | 504 | 100.00% | |
| Overvotes | 0 | | |
| Undervotes | 5 | | |
| Contest Totals | 509 | | |

Tax Assessor Pike

Vote For 1

| | TOTAL | VOTE % | |
|------------------|-------|---------|--|
| R Laurie Allen | 358 | 71.89% | |
| D Byron Garner | 140 | 28.11% | |
| Write-In Totals | 0 | 0.00% | |
| Total Votes Cast | 498 | 100.00% | |
| Overvotes | 0 | | |
| Undervotes | 11 | | |
| Contest Totals | 509 | | |

Tax Collector Pike

Vote For 1

| | TOTAL | VOTE % | |
|-----------------------------|-------|---------|--|
| R Michael Cameron | 304 | 60.44% | |
| D Angela Gardner Washington | 198 | 39.36% | |
| Write-In Totals | 1 | 0.20% | |
| Total Votes Cast | 503 | 100.00% | |
| Overvotes | 1 | | |
| Undervotes | 5 | | |
| Contest Totals | 509 | | |

(14) Calvary Baptist Church

County Prosecutor Pike

Vote For 1

| | TOTAL | VOTE % | |
|------------------|-------|---------|--|
| R Ben L. Gilbert | 424 | 97.25% | |
| Write-In Totals | 12 | 2.75% | |
| Total Votes Cast | 436 | 100.00% | |
| Overvotes | 0 | | |
| Undervotes | 73 | | |
| Contest Totals | 509 | | |

Coroner Pike

Vote For 1

| | TOTAL | VOTE % | |
|-----------------------|-------|---------|--|
| R Chan Thomas | 351 | 69.92% | |
| D David Rashad Taylor | 151 | 30.08% | |
| Write-In Totals | 0 | 0.00% | |
| Total Votes Cast | 502 | 100.00% | |
| Overvotes | 0 | | |
| Undervotes | 7 | | |
| Contest Totals | 509 | | |

Supervisor District 3 Supervisor 03

Vote For 1

| | TOTAL | VOTE % | |
|---------------------|-------|---------|--|
| R Robert J. Accardo | 412 | 96.04% | |
| Write-In Totals | 17 | 3.96% | |
| Total Votes Cast | 429 | 100.00% | |
| Overvotes | 0 | | |
| Undervotes | 80 | | |
| Contest Totals | 509 | | |

Justice Court Judge Northern District Justice Court Judge Northern





Vote For 1

| | TOTAL | VOTE % | |
|--------------------|-------|---------|--|
| R Fulton D. Brewer | 423 | 97.69% | |
| Write-In Totals | 10 | 2.31% | |
| Total Votes Cast | 433 | 100.00% | |
| Overvotes | 0 | | |
| Undervotes | 76 | | |
| Contest Totals | 509 | | |

(14) Calvary Baptist Church

Constable Northern District Constable Northern

Vote For 1

| | TOTAL | VOTE % | |
|------------------|-------|---------|---|
| R Denny Johnson | 345 | 71.73% |  |
| I Bena Collins | 130 | 27.03% |  |
| Write-In Totals | 6 | 1.25% |  |
| Total Votes Cast | 481 | 100.00% |  |
| Overvotes | 0 | | |
| Undervotes | 28 | | |
| Contest Totals | 509 | | |