






(22) Church of Christ

Statistics	TOTAL
Registered Voters - Total	1,130
Ballots Cast - Total	543
Ballots Cast - Blank	0
Voter Turnout - Total	48.05%





Governor State Of Mississippi

Vote For 1

	TOTAL	VOTE %	
D Brandon Presley	370	68.27%	
R Tate Reeves	163	30.07%	
I Gwendolyn Gray	9	1.66%	
Write-In Totals	0	0.00%	
Total Votes Cast	542	100.00%	
Overvotes	0		
Undervotes	1		
Contest Totals	543		





Lieutenant Governor State Of Mississippi

Vote For 1

	TOTAL	VOTE %	
D D. Ryan Grover	325	59.96%	
R Delbert Hosemann	216	39.85%	
Write-In Totals	1	0.18%	
Total Votes Cast	542	100.00%	
Overvotes	0		
Undervotes	1		
Contest Totals	543		

Secretary Of State State Of Mississippi

Vote For 1

	TOTAL	VOTE %	
D Ty Pinkins	336	61.99%	
R Michael Watson	205	37.82%	
Write-In Totals	1	0.18%	
Total Votes Cast	542	100.00%	
Overvotes	0		
Undervotes	1		
Contest Totals	543		

(22) Church of Christ

Attorney General State Of Mississippi

Vote For 1

	TOTAL	VOTE %	
D Greta Kemp Martin	349	64.27%	<div style="width: 64.27%;"><div style="width: 64.27%;"></div></div>
R Lynn Fitch	193	35.54%	<div style="width: 35.54%;"><div style="width: 35.54%;"></div></div>
Write-In Totals	1	0.18%	<div style="width: 0.18%;"><div style="width: 0.18%;"></div></div>
Total Votes Cast	543	100.00%	<div style="width: 100.00%;"><div style="width: 100.00%;"></div></div>
Overvotes	0		
Undervotes	0		
Contest Totals	543		

State Auditor State Of Mississippi

Vote For 1

	TOTAL	VOTE %	
D Larry Bradford	339	62.66%	<div style="width: 62.66%;"><div style="width: 62.66%;"></div></div>
R Shad White	201	37.15%	<div style="width: 37.15%;"><div style="width: 37.15%;"></div></div>
Write-In Totals	1	0.18%	<div style="width: 0.18%;"><div style="width: 0.18%;"></div></div>
Total Votes Cast	541	100.00%	<div style="width: 100.00%;"><div style="width: 100.00%;"></div></div>
Overvotes	0		
Undervotes	2		
Contest Totals	543		

State Treasurer State Of Mississippi

Vote For 1

	TOTAL	VOTE %	
D Addie L. Green	344	63.47%	<div style="width: 63.47%;"><div style="width: 63.47%;"></div></div>
R David McRae	197	36.35%	<div style="width: 36.35%;"><div style="width: 36.35%;"></div></div>
Write-In Totals	1	0.18%	<div style="width: 0.18%;"><div style="width: 0.18%;"></div></div>
Total Votes Cast	542	100.00%	<div style="width: 100.00%;"><div style="width: 100.00%;"></div></div>
Overvotes	0		
Undervotes	1		
Contest Totals	543		

Commissioner Of Agriculture & Commerce State Of Mississippi

Vote For 1

	TOTAL	VOTE %	
D Robert 'Brad' Bradford Sr.	338	62.59%	<div style="width: 62.59%;"><div style="width: 62.59%;"></div></div>
R Andy Gipson	201	37.22%	<div style="width: 37.22%;"><div style="width: 37.22%;"></div></div>
Write-In Totals	1	0.19%	<div style="width: 0.19%;"><div style="width: 0.19%;"></div></div>
Total Votes Cast	540	100.00%	<div style="width: 100.00%;"><div style="width: 100.00%;"></div></div>
Overvotes	0		
Undervotes	3		
Contest Totals	543		

(22) Church of Christ

Commissioner Of Insurance State Of Mississippi

Vote For 1

	TOTAL	VOTE %	
D Bruce Burton	334	61.62%	<div style="width: 61.62%;"><div style="width: 61.62%;"></div></div>
R Mike Chaney	207	38.19%	<div style="width: 38.19%;"><div style="width: 38.19%;"></div></div>
Write-In Totals	1	0.18%	<div style="width: 0.18%;"><div style="width: 0.18%;"></div></div>
Total Votes Cast	542	100.00%	<div style="width: 100.00%;"><div style="width: 100.00%;"></div></div>
Overvotes	0		
Undervotes	1		
Contest Totals	543		

Southern District Public Service Commissioner

Vote For 1

	TOTAL	VOTE %	
R Nelson Wayne Carr	355	91.26%	<div style="width: 91.26%;"><div style="width: 91.26%;"></div></div>
Write-In Totals	34	8.74%	<div style="width: 8.74%;"><div style="width: 8.74%;"></div></div>
Total Votes Cast	389	100.00%	<div style="width: 100.00%;"><div style="width: 100.00%;"></div></div>
Overvotes	0		
Undervotes	154		
Contest Totals	543		

Southern District Transportation Commissioner

Vote For 1

	TOTAL	VOTE %	
I Steven Brian Griffin	237	50.86%	<div style="width: 50.86%;"><div style="width: 50.86%;"></div></div>
R Charles Busby	219	47.00%	<div style="width: 47.00%;"><div style="width: 47.00%;"></div></div>
Write-In Totals	10	2.15%	<div style="width: 2.15%;"><div style="width: 2.15%;"></div></div>
Total Votes Cast	466	100.00%	<div style="width: 100.00%;"><div style="width: 100.00%;"></div></div>
Overvotes	0		
Undervotes	77		
Contest Totals	543		

District 14 District Attorney 14

Vote For 1

	TOTAL	VOTE %	
D Patrick Earl Beasley	330	61.45%	<div style="width: 61.45%;"><div style="width: 61.45%;"></div></div>
R Brendon Adams	206	38.36%	<div style="width: 38.36%;"><div style="width: 38.36%;"></div></div>
Write-In Totals	1	0.19%	<div style="width: 0.19%;"><div style="width: 0.19%;"></div></div>
Total Votes Cast	537	100.00%	<div style="width: 100.00%;"><div style="width: 100.00%;"></div></div>
Overvotes	1		
Undervotes	5		
Contest Totals	543		

(22) Church of Christ

District 38 State Senate 38

Vote For 1

	TOTAL	VOTE %	
D Gary Brumfield	271	52.42%	<div style="width: 52.42%;"><div style="width: 52.42%;"></div></div>
I Kelvin E. Butler	212	41.01%	<div style="width: 41.01%;"><div style="width: 41.01%;"></div></div>
I Willye R. Powell	20	3.87%	<div style="width: 3.87%;"><div style="width: 3.87%;"></div></div>
L Trischell LaRice Veal	14	2.71%	<div style="width: 2.71%;"><div style="width: 2.71%;"></div></div>
Write-In Totals	0	0.00%	<div style="width: 0%;"><div style="width: 0%;"></div></div>
Total Votes Cast	517	100.00%	<div style="width: 100%;"><div style="width: 100%;"></div></div>
Overvotes	0		
Undervotes	26		
Contest Totals	543		

District 98 State House Of Rep 98

Vote For 1

	TOTAL	VOTE %	
D Daryl L. Porter Jr.	481	98.77%	<div style="width: 98.77%;"><div style="width: 98.77%;"></div></div>
Write-In Totals	6	1.23%	<div style="width: 1.23%;"><div style="width: 1.23%;"></div></div>
Total Votes Cast	487	100.00%	<div style="width: 100%;"><div style="width: 100%;"></div></div>
Overvotes	0		
Undervotes	56		
Contest Totals	543		

Sheriff Pike

Vote For 1

	TOTAL	VOTE %	
D Ray C. Reynolds	327	60.89%	<div style="width: 60.89%;"><div style="width: 60.89%;"></div></div>
R Bryant Wally Jones	208	38.73%	<div style="width: 38.73%;"><div style="width: 38.73%;"></div></div>
Write-In Totals	2	0.37%	<div style="width: 0.37%;"><div style="width: 0.37%;"></div></div>
Total Votes Cast	537	100.00%	<div style="width: 100%;"><div style="width: 100%;"></div></div>
Overvotes	0		
Undervotes	6		
Contest Totals	543		

Chancery Clerk Pike





Vote For 1

	TOTAL	VOTE %	
R Becky Buie	373	93.48%	<div style="width: 93.48%;"><div style="width: 93.48%;"></div></div>
Write-In Totals	26	6.52%	<div style="width: 6.52%;"><div style="width: 6.52%;"></div></div>
Total Votes Cast	399	100.00%	<div style="width: 100%;"><div style="width: 100%;"></div></div>
Overvotes	0		
Undervotes	144		
Contest Totals	543		

(22) Church of Christ





Circuit Clerk Pike

Vote For 1

	TOTAL	VOTE %	
D Brenda 'Denise' Robinson	350	65.06%	
R Natalie McMahon	188	34.94%	
Write-In Totals	0	0.00%	
Total Votes Cast	538	100.00%	
Overvotes	1		
Undervotes	4		
Contest Totals	543		





Tax Assessor Pike

Vote For 1

	TOTAL	VOTE %	
D Byron Garner	319	59.29%	
R Laurie Allen	219	40.71%	
Write-In Totals	0	0.00%	
Total Votes Cast	538	100.00%	
Overvotes	0		
Undervotes	5		
Contest Totals	543		




Tax Collector Pike

Vote For 1

	TOTAL	VOTE %	
D Angela Gardner Washington	360	66.79%	
R Michael Cameron	179	33.21%	
Write-In Totals	0	0.00%	
Total Votes Cast	539	100.00%	
Overvotes	0		
Undervotes	4		
Contest Totals	543		

County Prosecutor Pike

Vote For 1

	TOTAL	VOTE %	
R Ben L. Gilbert	365	92.88%	
Write-In Totals	28	7.12%	
Total Votes Cast	393	100.00%	
Overvotes	0		
Undervotes	150		
Contest Totals	543		

(22) Church of Christ

Coroner Pike

Vote For 1

	TOTAL	VOTE %	
D David Rashad Taylor	333	61.90%	<div style="width: 61.90%; background-color: #f0e68c;"></div>
R Chan Thomas	205	38.10%	<div style="width: 38.10%; background-color: #d3d3d3;"></div>
Write-In Totals	0	0.00%	<div style="width: 0%; background-color: #d3d3d3;"></div>
Total Votes Cast	538	100.00%	<div style="width: 100%; background-color: #f0e68c;"></div>
Overvotes	0		
Undervotes	5		
Contest Totals	543		

Supervisor District 5 Supervisor 05

Vote For 1

	TOTAL	VOTE %	
D Eddie Simmons Sr.	329	61.04%	<div style="width: 61.04%; background-color: #f0e68c;"></div>
R Lee Fortenberry	209	38.78%	<div style="width: 38.78%; background-color: #d3d3d3;"></div>
Write-In Totals	1	0.19%	<div style="width: 0.19%; background-color: #d3d3d3;"></div>
Total Votes Cast	539	100.00%	<div style="width: 100%; background-color: #f0e68c;"></div>
Overvotes	0		
Undervotes	4		
Contest Totals	543		

Justice Court Judge Southern District Justice Court Judge Southern

Vote For 1

	TOTAL	VOTE %	
D Amanda V. Upchurch	312	57.78%	<div style="width: 57.78%; background-color: #f0e68c;"></div>
R Aubrey Rimes	207	38.33%	<div style="width: 38.33%; background-color: #d3d3d3;"></div>
I Clayton C. Guy	20	3.70%	<div style="width: 3.70%; background-color: #d3d3d3;"></div>
Write-In Totals	1	0.19%	<div style="width: 0.19%; background-color: #d3d3d3;"></div>
Total Votes Cast	540	100.00%	<div style="width: 100%; background-color: #f0e68c;"></div>
Overvotes	0		
Undervotes	3		
Contest Totals	543		

Constable Southern District Constable Southern

Vote For 1

	TOTAL	VOTE %	
D Oliver James	464	98.51%	<div style="width: 98.51%; background-color: #f0e68c;"></div>
Write-In Totals	7	1.49%	<div style="width: 1.49%; background-color: #d3d3d3;"></div>
Total Votes Cast	471	100.00%	<div style="width: 100%; background-color: #f0e68c;"></div>
Overvotes	0		
Undervotes	72		
Contest Totals	543		