






## (25) Osyka City Hall

Statistics	TOTAL
Registered Voters - Total	486
Ballots Cast - Total	241
Ballots Cast - Blank	0
Voter Turnout - Total	49.59%





### Governor State Of Mississippi

Vote For 1

	TOTAL	VOTE %	
R Tate Reeves	149	62.08%	
D Brandon Presley	84	35.00%	
I Gwendolyn Gray	7	2.92%	
Write-In Totals	0	0.00%	
Total Votes Cast	240	100.00%	
Overvotes	0		
Undervotes	1		
Contest Totals	241		





### Lieutenant Governor State Of Mississippi

Vote For 1

	TOTAL	VOTE %	
R Delbert Hosemann	169	70.42%	
D D. Ryan Grover	71	29.58%	
Write-In Totals	0	0.00%	
Total Votes Cast	240	100.00%	
Overvotes	0		
Undervotes	1		
Contest Totals	241		

### Secretary Of State State Of Mississippi

Vote For 1

	TOTAL	VOTE %	
R Michael Watson	170	70.83%	
D Ty Pinkins	70	29.17%	
Write-In Totals	0	0.00%	
Total Votes Cast	240	100.00%	
Overvotes	0		
Undervotes	1		
Contest Totals	241		

## (25) Osyka City Hall

### Attorney General State Of Mississippi

Vote For 1

	TOTAL	VOTE %	
R Lynn Fitch	169	71.01%	<div style="width: 71.01%; background-color: #f0e68c;"></div>
D Greta Kemp Martin	69	28.99%	<div style="width: 28.99%; background-color: #d3d3d3;"></div>
Write-In Totals	0	0.00%	<div style="width: 0.00%; background-color: #d3d3d3;"></div>
<b>Total Votes Cast</b>	<b>238</b>	<b>100.00%</b>	<div style="width: 100.00%; background-color: #f0e68c;"></div>
Overvotes	0		
Undervotes	3		
<b>Contest Totals</b>	<b>241</b>		

### State Auditor State Of Mississippi

Vote For 1

	TOTAL	VOTE %	
R Shad White	169	71.01%	<div style="width: 71.01%; background-color: #f0e68c;"></div>
D Larry Bradford	69	28.99%	<div style="width: 28.99%; background-color: #d3d3d3;"></div>
Write-In Totals	0	0.00%	<div style="width: 0.00%; background-color: #d3d3d3;"></div>
<b>Total Votes Cast</b>	<b>238</b>	<b>100.00%</b>	<div style="width: 100.00%; background-color: #f0e68c;"></div>
Overvotes	0		
Undervotes	3		
<b>Contest Totals</b>	<b>241</b>		

### State Treasurer State Of Mississippi

Vote For 1

	TOTAL	VOTE %	
R David McRae	167	69.29%	<div style="width: 69.29%; background-color: #f0e68c;"></div>
D Addie L. Green	74	30.71%	<div style="width: 30.71%; background-color: #d3d3d3;"></div>
Write-In Totals	0	0.00%	<div style="width: 0.00%; background-color: #d3d3d3;"></div>
<b>Total Votes Cast</b>	<b>241</b>	<b>100.00%</b>	<div style="width: 100.00%; background-color: #f0e68c;"></div>
Overvotes	0		
Undervotes	0		
<b>Contest Totals</b>	<b>241</b>		

### Commissioner Of Agriculture & Commerce State Of Mississippi

Vote For 1

	TOTAL	VOTE %	
R Andy Gipson	165	69.04%	<div style="width: 69.04%; background-color: #f0e68c;"></div>
D Robert 'Brad' Bradford Sr.	74	30.96%	<div style="width: 30.96%; background-color: #d3d3d3;"></div>
Write-In Totals	0	0.00%	<div style="width: 0.00%; background-color: #d3d3d3;"></div>
<b>Total Votes Cast</b>	<b>239</b>	<b>100.00%</b>	<div style="width: 100.00%; background-color: #f0e68c;"></div>
Overvotes	0		
Undervotes	2		
<b>Contest Totals</b>	<b>241</b>		

## (25) Osyka City Hall

### Commissioner Of Insurance State Of Mississippi

Vote For 1

	TOTAL	VOTE %	
R Mike Chaney	169	70.12%	<div style="width: 70.12%;"><div style="width: 70.12%;"></div></div>
D Bruce Burton	72	29.88%	<div style="width: 29.88%;"><div style="width: 29.88%;"></div></div>
Write-In Totals	0	0.00%	<div style="width: 0%;"><div style="width: 0%;"></div></div>
Total Votes Cast	241	100.00%	<div style="width: 100%;"><div style="width: 100%;"></div></div>
Overvotes	0		
Undervotes	0		
Contest Totals	241		

### Southern District Public Service Commissioner

Vote For 1

	TOTAL	VOTE %	
R Nelson Wayne Carr	199	96.60%	<div style="width: 96.60%;"><div style="width: 96.60%;"></div></div>
Write-In Totals	7	3.40%	<div style="width: 3.40%;"><div style="width: 3.40%;"></div></div>
Total Votes Cast	206	100.00%	<div style="width: 100%;"><div style="width: 100%;"></div></div>
Overvotes	0		
Undervotes	35		
Contest Totals	241		

### Southern District Transportation Commissioner

Vote For 1

	TOTAL	VOTE %	
R Charles Busby	171	77.03%	<div style="width: 77.03%;"><div style="width: 77.03%;"></div></div>
I Steven Brian Griffin	50	22.52%	<div style="width: 22.52%;"><div style="width: 22.52%;"></div></div>
Write-In Totals	1	0.45%	<div style="width: 0.45%;"><div style="width: 0.45%;"></div></div>
Total Votes Cast	222	100.00%	<div style="width: 100%;"><div style="width: 100%;"></div></div>
Overvotes	0		
Undervotes	19		
Contest Totals	241		

### District 14 District Attorney 14

Vote For 1

	TOTAL	VOTE %	
R Brendon Adams	161	68.22%	<div style="width: 68.22%;"><div style="width: 68.22%;"></div></div>
D Patrick Earl Beasley	75	31.78%	<div style="width: 31.78%;"><div style="width: 31.78%;"></div></div>
Write-In Totals	0	0.00%	<div style="width: 0%;"><div style="width: 0%;"></div></div>
Total Votes Cast	236	100.00%	<div style="width: 100%;"><div style="width: 100%;"></div></div>
Overvotes	0		
Undervotes	5		
Contest Totals	241		

## (25) Osyka City Hall

### District 38 State Senate 38

Vote For 1

	TOTAL	VOTE %	
I Kelvin E. Butler	119	54.84%	<div style="width: 54.84%;"><div style="width: 54.84%;"></div></div>
D Gary Brumfield	60	27.65%	<div style="width: 27.65%;"><div style="width: 27.65%;"></div></div>
I Willye R. Powell	23	10.60%	<div style="width: 10.60%;"><div style="width: 10.60%;"></div></div>
L Trischell LaRice Veal	13	5.99%	<div style="width: 5.99%;"><div style="width: 5.99%;"></div></div>
Write-In Totals	2	0.92%	<div style="width: 0.92%;"><div style="width: 0.92%;"></div></div>
<b>Total Votes Cast</b>	<b>217</b>	<b>100.00%</b>	<div style="width: 100%;"><div style="width: 100%;"></div></div>
Overvotes	1		
Undervotes	23		
<b>Contest Totals</b>	<b>241</b>		

### District 96 State House Of Rep 96

Vote For 1

	TOTAL	VOTE %	
I Angela Cockerham	195	97.99%	<div style="width: 97.99%;"><div style="width: 97.99%;"></div></div>
Write-In Totals	4	2.01%	<div style="width: 2.01%;"><div style="width: 2.01%;"></div></div>
<b>Total Votes Cast</b>	<b>199</b>	<b>100.00%</b>	<div style="width: 100%;"><div style="width: 100%;"></div></div>
Overvotes	0		
Undervotes	42		
<b>Contest Totals</b>	<b>241</b>		

### Sheriff Pike

Vote For 1

	TOTAL	VOTE %	
R Bryant Wally Jones	165	69.33%	<div style="width: 69.33%;"><div style="width: 69.33%;"></div></div>
D Ray C. Reynolds	72	30.25%	<div style="width: 30.25%;"><div style="width: 30.25%;"></div></div>
Write-In Totals	1	0.42%	<div style="width: 0.42%;"><div style="width: 0.42%;"></div></div>
<b>Total Votes Cast</b>	<b>238</b>	<b>100.00%</b>	<div style="width: 100%;"><div style="width: 100%;"></div></div>
Overvotes	0		
Undervotes	3		
<b>Contest Totals</b>	<b>241</b>		

### Chancery Clerk Pike

Vote For 1

	TOTAL	VOTE %	
R Becky Buie	202	96.65%	<div style="width: 96.65%;"><div style="width: 96.65%;"></div></div>
Write-In Totals	7	3.35%	<div style="width: 3.35%;"><div style="width: 3.35%;"></div></div>
<b>Total Votes Cast</b>	<b>209</b>	<b>100.00%</b>	<div style="width: 100%;"><div style="width: 100%;"></div></div>
Overvotes	0		
Undervotes	32		
<b>Contest Totals</b>	<b>241</b>		

## (25) Osyka City Hall

### Circuit Clerk Pike

Vote For 1

	TOTAL	VOTE %	
R Natalie McMahon	161	67.36%	
D Brenda 'Denise' Robinson	78	32.64%	
Write-In Totals	0	0.00%	
Total Votes Cast	239	100.00%	
Overvotes	0		
Undervotes	2		
Contest Totals	241		

### Tax Assessor Pike

Vote For 1

	TOTAL	VOTE %	
R Laurie Allen	167	69.87%	
D Byron Garner	72	30.13%	
Write-In Totals	0	0.00%	
Total Votes Cast	239	100.00%	
Overvotes	0		
Undervotes	2		
Contest Totals	241		

### Tax Collector Pike

Vote For 1

	TOTAL	VOTE %	
R Michael Cameron	147	61.76%	
D Angela Gardner Washington	91	38.24%	
Write-In Totals	0	0.00%	
Total Votes Cast	238	100.00%	
Overvotes	1		
Undervotes	2		
Contest Totals	241		

### County Prosecutor Pike

Vote For 1

	TOTAL	VOTE %	
R Ben L. Gilbert	202	96.65%	
Write-In Totals	7	3.35%	
Total Votes Cast	209	100.00%	
Overvotes	0		
Undervotes	32		
Contest Totals	241		

## (25) Osyka City Hall

### Coroner Pike

Vote For 1

	TOTAL	VOTE %	
R Chan Thomas	165	69.62%	<div style="width: 69.62%; background-color: #f1c40f;"></div>
D David Rashad Taylor	72	30.38%	<div style="width: 30.38%; background-color: #34495e;"></div>
Write-In Totals	0	0.00%	<div style="width: 0%; background-color: #95a5a6;"></div>
<b>Total Votes Cast</b>	<b>237</b>	<b>100.00%</b>	<div style="width: 100%; background-color: #f1c40f;"></div>
Overvotes	0		
Undervotes	4		
<b>Contest Totals</b>	<b>241</b>		

### Supervisor District 5 Supervisor 05

Vote For 1

	TOTAL	VOTE %	
R Lee Fortenberry	161	67.65%	<div style="width: 67.65%; background-color: #f1c40f;"></div>
D Eddie Simmons Sr.	77	32.35%	<div style="width: 32.35%; background-color: #34495e;"></div>
Write-In Totals	0	0.00%	<div style="width: 0%; background-color: #95a5a6;"></div>
<b>Total Votes Cast</b>	<b>238</b>	<b>100.00%</b>	<div style="width: 100%; background-color: #f1c40f;"></div>
Overvotes	0		
Undervotes	3		
<b>Contest Totals</b>	<b>241</b>		

### Justice Court Judge Southern District Justice Court Judge Southern

Vote For 1

	TOTAL	VOTE %	
R Aubrey Rimes	180	75.63%	<div style="width: 75.63%; background-color: #f1c40f;"></div>
D Amanda V. Upchurch	53	22.27%	<div style="width: 22.27%; background-color: #34495e;"></div>
I Clayton C. Guy	5	2.10%	<div style="width: 2.10%; background-color: #95a5a6;"></div>
Write-In Totals	0	0.00%	<div style="width: 0%; background-color: #95a5a6;"></div>
<b>Total Votes Cast</b>	<b>238</b>	<b>100.00%</b>	<div style="width: 100%; background-color: #f1c40f;"></div>
Overvotes	0		
Undervotes	3		
<b>Contest Totals</b>	<b>241</b>		

### Constable Southern District Constable Southern

Vote For 1

	TOTAL	VOTE %	
D Oliver James	185	96.35%	<div style="width: 96.35%; background-color: #f1c40f;"></div>
Write-In Totals	7	3.65%	<div style="width: 3.65%; background-color: #34495e;"></div>
<b>Total Votes Cast</b>	<b>192</b>	<b>100.00%</b>	<div style="width: 100%; background-color: #f1c40f;"></div>
Overvotes	1		
Undervotes	48		
<b>Contest Totals</b>	<b>241</b>		