

Summary Results Report  
2023 General Election  
November 7, 2023

Certified Election Results

Pike County

<b>Statistics</b>	TOTAL
Election Day Precincts Reporting	25 of 25
Precincts Complete	0 of 25
Precincts Partially Reported	25 of 25
Absentee/ Early Precincts Reporting	25 of 25
Registered Voters - Total	24,158
Ballots Cast - Total	11,920
Ballots Cast - Blank	0
Voter Turnout - Total	49.34%

Summary Results Report  
 2023 General Election  
 November 7, 2023

Certified Election Results

Pike County

**Governor State Of Mississippi**

Vote For 1

	TOTAL	VOTE %	
D Brandon Presley	6,500	54.84%	
R Tate Reeves	5,123	43.22%	
I Gwendolyn Gray	219	1.85%	
Write-In Totals	11	0.09%	
Total Votes Cast	11,853	100.00%	
Overvotes	6		
Undervotes	61		
Contest Totals	11,920		

**Lieutenant Governor State Of Mississippi**

Vote For 1

	TOTAL	VOTE %	
R Delbert Hosemann	5,905	50.13%	
D D. Ryan Grover	5,835	49.54%	
Write-In Totals	39	0.33%	
Total Votes Cast	11,779	100.00%	
Overvotes	8		
Undervotes	133		
Contest Totals	11,920		

**Secretary Of State State Of Mississippi**

Vote For 1

	TOTAL	VOTE %	
R Michael Watson	5,894	50.05%	
D Ty Pinkins	5,874	49.88%	
Write-In Totals	9	0.08%	
Total Votes Cast	11,777	100.00%	
Overvotes	2		
Undervotes	141		
Contest Totals	11,920		

**Attorney General State Of Mississippi**

Vote For 1

	TOTAL	VOTE %	
D Greta Kemp Martin	6,004	50.90%	
R Lynn Fitch	5,787	49.06%	
Write-In Totals	5	0.04%	
Total Votes Cast	11,796	100.00%	
Overvotes	5		
Undervotes	119		
Contest Totals	11,920		





Summary Results Report  
 2023 General Election  
 November 7, 2023

Certified Election Results

Pike County





**State Auditor State Of Mississippi**

Vote For 1

	TOTAL	VOTE %	
D Larry Bradford	5,950	50.53%	
R Shad White	5,819	49.42%	
Write-In Totals	6	0.05%	
Total Votes Cast	11,775	100.00%	
Overvotes	5		
Undervotes	140		
Contest Totals	11,920		





**State Treasurer State Of Mississippi**

Vote For 1

	TOTAL	VOTE %	
D Addie L. Green	6,066	51.42%	
R David McRae	5,726	48.54%	
Write-In Totals	5	0.04%	
Total Votes Cast	11,797	100.00%	
Overvotes	2		
Undervotes	121		
Contest Totals	11,920		





**Commissioner Of Agriculture & Commerce State Of Mississippi**

Vote For 1

	TOTAL	VOTE %	
D Robert 'Brad' Bradford Sr.	6,084	51.56%	
R Andy Gipson	5,710	48.39%	
Write-In Totals	7	0.06%	
Total Votes Cast	11,801	100.00%	
Overvotes	2		
Undervotes	117		
Contest Totals	11,920		

**Commissioner Of Insurance State Of Mississippi**




Vote For 1

	TOTAL	VOTE %	
D Bruce Burton	5,940	50.38%	
R Mike Chaney	5,839	49.52%	
Write-In Totals	11	0.09%	
Total Votes Cast	11,790	100.00%	
Overvotes	3		
Undervotes	127		
Contest Totals	11,920		

Summary Results Report  
 2023 General Election  
 November 7, 2023





**Southern District Public Service Commissioner**

Vote For 1

	TOTAL	VOTE %	
R Nelson Wayne Carr	8,457	94.83%	
Write-In Totals	461	5.17%	
Total Votes Cast	8,918	100.00%	
Overvotes	4		
Undervotes	2,998		
Contest Totals	11,920		





**Southern District Transportation Commissioner**

Vote For 1

	TOTAL	VOTE %	
R Charles Busby	6,211	60.15%	
I Steven Brian Griffin	3,958	38.33%	
Write-In Totals	157	1.52%	
Total Votes Cast	10,326	100.00%	
Overvotes	7		
Undervotes	1,587		
Contest Totals	11,920		







**District 14 District Attorney 14**

Vote For 1

	TOTAL	VOTE %	
D Patrick Earl Beasley	5,929	50.53%	
R Brendon Adams	5,794	49.38%	
Write-In Totals	11	0.09%	
Total Votes Cast	11,734	100.00%	
Overvotes	7		
Undervotes	179		
Contest Totals	11,920		

**District 38 State Senate 38**




Vote For 1

	TOTAL	VOTE %	
D Gary Brumfield	3,726	50.85%	
I Kelvin E. Butler	3,049	41.61%	
I Willye R. Powell	345	4.71%	
L Trischell LaRice Veal	176	2.40%	
Write-In Totals	32	0.44%	
Total Votes Cast	7,328	100.00%	
Overvotes	6		
Undervotes	341		
Contest Totals	7,675		

Summary Results Report  
 2023 General Election  
 November 7, 2023




**District 39 State Senate 39**

Vote For 1

	TOTAL	VOTE %	
R Jason T. Barrett	3,522	97.32%	
Write-In Totals	97	2.68%	
Total Votes Cast	3,619	100.00%	
Overvotes	0		
Undervotes	626		
Contest Totals	4,245		




**District 53 State House Of Rep 53**

Vote For 1

	TOTAL	VOTE %	
R Vince Mangold	846	97.80%	
Write-In Totals	19	2.20%	
Total Votes Cast	865	100.00%	
Overvotes	0		
Undervotes	137		
Contest Totals	1,002		





**District 96 State House Of Rep 96**

Vote For 1

	TOTAL	VOTE %	
I Angela Cockerham	873	95.51%	
Write-In Totals	41	4.49%	
Total Votes Cast	914	100.00%	
Overvotes	0		
Undervotes	250		
Contest Totals	1,164		




**District 97 State House Of Rep 97**

Vote For 1

	TOTAL	VOTE %	
R Sam C. Mims, V	2,535	67.22%	
D Ben Thompson	1,227	32.54%	
Write-In Totals	9	0.24%	
Total Votes Cast	3,771	100.00%	
Overvotes	0		
Undervotes	26		
Contest Totals	3,797		

**District 98 State House Of Rep 98**





Vote For 1

	TOTAL	VOTE %	
D Daryl L. Porter Jr.	5,112	98.04%	
Write-In Totals	102	1.96%	
Total Votes Cast	5,214	100.00%	
Overvotes	3		
Undervotes	740		
Contest Totals	5,957		

Summary Results Report  
 2023 General Election  
 November 7, 2023




**Sheriff Pike**

Vote For 1

	TOTAL	VOTE %	
R Bryant Wally Jones	6,063	51.31%	
D Ray C. Reynolds	5,732	48.51%	
Write-In Totals	21	0.18%	
Total Votes Cast	11,816	100.00%	
Overvotes	5		
Undervotes	99		
Contest Totals	11,920		





**Chancery Clerk Pike**

Vote For 1

	TOTAL	VOTE %	
R Becky Buie	8,715	95.71%	
Write-In Totals	391	4.29%	
Total Votes Cast	9,106	100.00%	
Overvotes	4		
Undervotes	2,810		
Contest Totals	11,920		





**Circuit Clerk Pike**

Vote For 1

	TOTAL	VOTE %	
D Brenda 'Denise' Robinson	6,516	55.16%	
R Natalie McMahon	5,288	44.77%	
Write-In Totals	8	0.07%	
Total Votes Cast	11,812	100.00%	
Overvotes	7		
Undervotes	101		
Contest Totals	11,920		

**Tax Assessor Pike**





Vote For 1

	TOTAL	VOTE %	
R Laurie Allen	6,015	51.12%	
D Byron Garner	5,743	48.81%	
Write-In Totals	9	0.08%	
Total Votes Cast	11,767	100.00%	
Overvotes	4		
Undervotes	149		
Contest Totals	11,920		

Summary Results Report  
 2023 General Election  
 November 7, 2023




**Tax Collector Pike**

Vote For 1

	TOTAL	VOTE %	
D Angela Gardner Washington	6,621	56.05%	
R Michael Cameron	5,184	43.89%	
Write-In Totals	7	0.06%	
Total Votes Cast	11,812	100.00%	
Overvotes	4		
Undervotes	104		
Contest Totals	11,920		





**County Prosecutor Pike**

Vote For 1

	TOTAL	VOTE %	
R Ben L. Gilbert	8,574	95.40%	
Write-In Totals	413	4.60%	
Total Votes Cast	8,987	100.00%	
Overvotes	2		
Undervotes	2,931		
Contest Totals	11,920		




**Coroner Pike**

Vote For 1

	TOTAL	VOTE %	
D David Rashad Taylor	6,075	51.58%	
R Chan Thomas	5,694	48.35%	
Write-In Totals	8	0.07%	
Total Votes Cast	11,777	100.00%	
Overvotes	4		
Undervotes	139		
Contest Totals	11,920		




**Supervisor District 1 Supervisor 01**

Vote For 1

	TOTAL	VOTE %	
D Justin Lofton	1,628	98.55%	
Write-In Totals	24	1.45%	
Total Votes Cast	1,652	100.00%	
Overvotes	0		
Undervotes	142		
Contest Totals	1,794		

**Supervisor District 2 Supervisor 02**




Vote For 1

	TOTAL	VOTE %	
D Samuel C. Hall	2,052	98.46%	
Write-In Totals	32	1.54%	
Total Votes Cast	2,084	100.00%	
Overvotes	0		
Undervotes	231		
Contest Totals	2,315		

Summary Results Report  
 2023 General Election  
 November 7, 2023




**Supervisor District 3 Supervisor 03**

Vote For 1

	TOTAL	VOTE %	
R Robert J. Accardo	1,830	95.11%	
Write-In Totals	94	4.89%	
Total Votes Cast	1,924	100.00%	
Overvotes	0		
Undervotes	426		
Contest Totals	2,350		





**Supervisor District 4 Supervisor 04**

Vote For 1

	TOTAL	VOTE %	
R Jake Gazzo	2,419	97.07%	
Write-In Totals	73	2.93%	
Total Votes Cast	2,492	100.00%	
Overvotes	0		
Undervotes	356		
Contest Totals	2,848		




**Supervisor District 5 Supervisor 05**

Vote For 1

	TOTAL	VOTE %	
R Lee Fortenberry	1,410	54.34%	
D Eddie Simmons Sr.	1,182	45.55%	
Write-In Totals	3	0.12%	
Total Votes Cast	2,595	100.00%	
Overvotes	0		
Undervotes	18		
Contest Totals	2,613		




**Election Commissioner District 2 Election Commissioner 02**

Vote For 1

	TOTAL	VOTE %	
D Alicia Forrest	2,038	98.93%	
Write-In Totals	22	1.07%	
Total Votes Cast	2,060	100.00%	
Overvotes	0		
Undervotes	255		
Contest Totals	2,315		

**Election Commissioner District 4 Election Commissioner 04**

Vote For 1

	TOTAL	VOTE %	
R Julie E. Etheridge	2,394	97.24%	
Write-In Totals	68	2.76%	
Total Votes Cast	2,462	100.00%	
Overvotes	0		
Undervotes	386		
Contest Totals	2,848		



Summary Results Report  
 2023 General Election  
 November 7, 2023

**Justice Court Judge Central District Justice Court Judge Central**

Vote For 1

	TOTAL	VOTE %	
D Loretta Thompson Conerly	2,799	98.21%	
Write-In Totals	51	1.79%	
Total Votes Cast	2,850	100.00%	
Overvotes	0		
Undervotes	313		
Contest Totals	3,163		

**Justice Court Judge Northern District Justice Court Judge Northern**

Vote For 1

	TOTAL	VOTE %	
R Fulton D. Brewer	3,660	97.26%	
Write-In Totals	103	2.74%	
Total Votes Cast	3,763	100.00%	
Overvotes	0		
Undervotes	647		
Contest Totals	4,410		

**Justice Court Judge Southern District Justice Court Judge Southern**

Vote For 1

	TOTAL	VOTE %	
R Aubrey Rimes	2,197	51.10%	
D Amanda V. Upchurch	1,940	45.13%	
I Clayton C. Guy	159	3.70%	
Write-In Totals	3	0.07%	
Total Votes Cast	4,299	100.00%	
Overvotes	1		
Undervotes	47		
Contest Totals	4,347		

**Constable Constable Central**





Vote For 1

	TOTAL	VOTE %	
D Mark E. Thompson	2,765	98.57%	
Write-In Totals	40	1.43%	
Total Votes Cast	2,805	100.00%	
Overvotes	0		
Undervotes	358		
Contest Totals	3,163		

Summary Results Report  
 2023 General Election  
 November 7, 2023




**Constable Northern District Constable Northern**

Vote For 1

	TOTAL	VOTE %	
R Denny Johnson	2,853	68.98%	
I Bena Collins	1,252	30.27%	
Write-In Totals	31	0.75%	
Total Votes Cast	4,136	100.00%	
Overvotes	0		
Undervotes	274		
Contest Totals	4,410		

**Constable Southern District Constable Southern**

Vote For 1

	TOTAL	VOTE %	
D Oliver James	3,626	97.39%	
Write-In Totals	97	2.61%	
Total Votes Cast	3,723	100.00%	
Overvotes	2		
Undervotes	622		
Contest Totals	4,347		