

Election Summary Report
2023 Primary Election
August 8, 2023

CERTIFIED Results
Pike County

Statistics

TOTAL

Election Day Precincts Reporting	25 of 25
Ballots Cast - Total	8,524
Ballots Cast - Democrat	4,059
Ballots Cast - Republican	4,465
Ballots Cast - Blank	4

Election Summary Report
 2023 Primary Election
 August 8, 2023

CERTIFIED Results
 Pike County

D Governor-Democrat State Of Mississippi

Vote For 1

	TOTAL	VOTE %	
Brandon Presley	3,721	99.17%	<div style="width: 99.17%;"></div>
Write-In Totals	31	0.83%	<div style="width: 0.83%;"></div>
Total Votes Cast	3,752	100.00%	<div style="width: 100.00%;"></div>
Overvotes	3		
Undervotes	304		
Contest Totals	4,059		

D Lieutenant Governor-Democrat State Of Mississippi

Vote For 1

	TOTAL	VOTE %	
D. Ryan Grover	3,612	98.82%	<div style="width: 98.82%;"></div>
Write-In Totals	43	1.18%	<div style="width: 1.18%;"></div>
Total Votes Cast	3,655	100.00%	<div style="width: 100.00%;"></div>
Overvotes	2		
Undervotes	402		
Contest Totals	4,059		

D Secretary Of State-Democrat State Of Mississippi

Vote For 1

	TOTAL	VOTE %	
Shuwaski A. Young	3,603	98.90%	<div style="width: 98.90%;"></div>
Write-In Totals	40	1.10%	<div style="width: 1.10%;"></div>
Total Votes Cast	3,643	100.00%	<div style="width: 100.00%;"></div>
Overvotes	1		
Undervotes	415		
Contest Totals	4,059		

D Attorney General-Democrat State Of Mississippi

Vote For 1

	TOTAL	VOTE %	
Greta Kemp Martin	3,637	99.15%	<div style="width: 99.15%;"></div>
Write-In Totals	31	0.85%	<div style="width: 0.85%;"></div>
Total Votes Cast	3,668	100.00%	<div style="width: 100.00%;"></div>
Overvotes	3		
Undervotes	388		
Contest Totals	4,059		

D State Auditor-Democrat State Of Mississippi

Vote For 1

	TOTAL	VOTE %	
Larry Bradford.	3,594	99.09%	<div style="width: 99.09%;"></div>
Write-In Totals	33	0.91%	<div style="width: 0.91%;"></div>
Total Votes Cast	3,627	100.00%	<div style="width: 100.00%;"></div>
Overvotes	1		
Undervotes	431		
Contest Totals	4,059		

Election Summary Report
 2023 Primary Election
 August 8, 2023

CERTIFIED Results
 Pike County

D State Treasurer-Democrat State Of Mississippi

Vote For 1

	TOTAL	VOTE %	
Addie L. Green	3,647	99.16%	<div style="width: 99.16%; background-color: #f1c40f;"></div>
Write-In Totals	31	0.84%	<div style="width: 0.84%; background-color: #95a5a6;"></div>
Total Votes Cast	3,678	100.00%	<div style="width: 100.00%; background-color: #f1c40f;"></div>
Overvotes	2		
Undervotes	379		
Contest Totals	4,059		

D Commissioner Of Agriculture & Commerce-Democrat State Of Mississippi

Vote For 1

	TOTAL	VOTE %	
Robert 'Brad' Bradford Sr.	1,788	48.29%	<div style="width: 48.29%; background-color: #f1c40f;"></div>
Bethany Hill	1,022	27.60%	<div style="width: 27.60%; background-color: #95a5a6;"></div>
Terry Rogers II	871	23.52%	<div style="width: 23.52%; background-color: #95a5a6;"></div>
Write-In Totals	22	0.59%	<div style="width: 0.59%; background-color: #95a5a6;"></div>
Total Votes Cast	3,703	100.00%	<div style="width: 100.00%; background-color: #f1c40f;"></div>
Overvotes	5		
Undervotes	351		
Contest Totals	4,059		

D Commissioner Of Insurance-Democrat State Of Mississippi

Vote For 1

	TOTAL	VOTE %	
Bruce Burton	3,608	99.23%	<div style="width: 99.23%; background-color: #f1c40f;"></div>
Write-In Totals	28	0.77%	<div style="width: 0.77%; background-color: #95a5a6;"></div>
Total Votes Cast	3,636	100.00%	<div style="width: 100.00%; background-color: #f1c40f;"></div>
Overvotes	0		
Undervotes	423		
Contest Totals	4,059		

D District 14-Democrat District Attorney 14

Vote For 1

	TOTAL	VOTE %	
Patrick Earl Beasley	3,645	99.13%	<div style="width: 99.13%; background-color: #f1c40f;"></div>
Write-In Totals	32	0.87%	<div style="width: 0.87%; background-color: #95a5a6;"></div>
Total Votes Cast	3,677	100.00%	<div style="width: 100.00%; background-color: #f1c40f;"></div>
Overvotes	1		
Undervotes	381		
Contest Totals	4,059		

D District 38-Democrat State Senate 38

Vote For 1

	TOTAL	VOTE %	
Gary Brumfield	2,894	95.89%	<div style="width: 95.89%; background-color: #f1c40f;"></div>
Write-In Totals	124	4.11%	<div style="width: 4.11%; background-color: #95a5a6;"></div>
Total Votes Cast	3,018	100.00%	<div style="width: 100.00%; background-color: #f1c40f;"></div>
Overvotes	2		
Undervotes	248		
Contest Totals	3,268		

Election Summary Report
 2023 Primary Election
 August 8, 2023

CERTIFIED Results
 Pike County

D District 97-Democrat State House Of Rep 97

Vote For 1

	TOTAL	VOTE %	
Ben Thompson	735	98.79%	
Write-In Totals	9	1.21%	
Total Votes Cast	744	100.00%	
Overvotes	1		
Undervotes	49		
Contest Totals	794		

D District 98-Democrat State House Of Rep 98

Vote For 1

	TOTAL	VOTE %	
Daryl L. Porter Jr.	2,211	86.20%	
Lance Darnel Brown	347	13.53%	
Write-In Totals	7	0.27%	
Total Votes Cast	2,565	100.00%	
Overvotes	2		
Undervotes	80		
Contest Totals	2,647		

D Circuit Clerk-Democrat Pike

Vote For 1

	TOTAL	VOTE %	
Brenda 'Denise' Robinson	2,157	54.50%	
Johnny O. Scott	1,796	45.38%	
Write-In Totals	5	0.13%	
Total Votes Cast	3,958	100.00%	
Overvotes	5		
Undervotes	96		
Contest Totals	4,059		

D Coroner-Democrat Pike

Vote For 1

	TOTAL	VOTE %	
David Rashad Taylor	2,362	59.69%	
Keyorn K. D. Daniels	1,584	40.03%	
Write-In Totals	11	0.28%	
Total Votes Cast	3,957	100.00%	
Overvotes	2		
Undervotes	100		
Contest Totals	4,059		

Election Summary Report
 2023 Primary Election
 August 8, 2023

CERTIFIED Results
 Pike County

D Sheriff-Democrat Pike

Vote For 1

	TOTAL	VOTE %	
Ray C. Reynolds	3,756	97.97%	
Write-In Totals	78	2.03%	
Total Votes Cast	3,834	100.00%	
Overvotes	5		
Undervotes	220		
Contest Totals	4,059		

D Tax Assessor-Democrat Pike

Vote For 1

	TOTAL	VOTE %	
Byron Garner	3,588	98.57%	
Write-In Totals	52	1.43%	
Total Votes Cast	3,640	100.00%	
Overvotes	0		
Undervotes	419		
Contest Totals	4,059		

D Tax Collector-Democrat Pike

Vote For 1

	TOTAL	VOTE %	
Angela Gardner Washington	2,151	54.11%	
Sherry Ellzey Matthews	1,818	45.74%	
Write-In Totals	6	0.15%	
Total Votes Cast	3,975	100.00%	
Overvotes	3		
Undervotes	81		
Contest Totals	4,059		

D Supervisor District 1-Democrat Supervisor 01

Vote For 1

	TOTAL	VOTE %	
Tazwell C. Bowsky	409	42.78%	
Justin Lofton	366	38.28%	
Devante Johnson	179	18.72%	
Write-In Totals	2	0.21%	
Total Votes Cast	956	100.00%	
Overvotes	2		
Undervotes	18		
Contest Totals	976		

Election Summary Report
 2023 Primary Election
 August 8, 2023

CERTIFIED Results
 Pike County

D Supervisor District 2-Democrat Supervisor 02

Vote For 1

	TOTAL	VOTE %	
Samuel C. Hall	1,045	98.86%	<div style="width: 98.86%;"></div>
Write-In Totals	12	1.14%	<div style="width: 1.14%;"></div>
Total Votes Cast	1,057	100.00%	<div style="width: 100.00%;"></div>
Overvotes	1		
Undervotes	76		
Contest Totals	1,134		

D Supervisor District 5-Democrat Supervisor 05

Vote For 1

	TOTAL	VOTE %	
Eddie Simmons Sr	711	96.73%	<div style="width: 96.73%;"></div>
Write-In Totals	24	3.27%	<div style="width: 3.27%;"></div>
Total Votes Cast	735	100.00%	<div style="width: 100.00%;"></div>
Overvotes	0		
Undervotes	64		
Contest Totals	799		

D Justice Court Judge Central District-Democrat Justice Court Judge Central

Vote For 1

	TOTAL	VOTE %	
Loretta Thompson Conerly	1,440	99.04%	<div style="width: 99.04%;"></div>
Write-In Totals	14	0.96%	<div style="width: 0.96%;"></div>
Total Votes Cast	1,454	100.00%	<div style="width: 100.00%;"></div>
Overvotes	0		
Undervotes	73		
Contest Totals	1,527		

D Justice Court Judge Southern District-Democrat Justice Court Judge Southern

Vote For 1

	TOTAL	VOTE %	
Amanda V. Upchurch	1,449	98.44%	<div style="width: 98.44%;"></div>
Write-In Totals	23	1.56%	<div style="width: 1.56%;"></div>
Total Votes Cast	1,472	100.00%	<div style="width: 100.00%;"></div>
Overvotes	2		
Undervotes	139		
Contest Totals	1,613		

D Constable-Democrat Constable Central

Vote For 1

	TOTAL	VOTE %	
Mark E. Thompson	1,406	99.22%	<div style="width: 99.22%;"></div>
Write-In Totals	11	0.78%	<div style="width: 0.78%;"></div>
Total Votes Cast	1,417	100.00%	<div style="width: 100.00%;"></div>
Overvotes	0		
Undervotes	110		
Contest Totals	1,527		

Election Summary Report
 2023 Primary Election
 August 8, 2023

CERTIFIED Results
 Pike County

D Constable Southern District-Democrat Constable Southern

Vote For 1

	TOTAL	VOTE %	
Oliver James	1,491	99.20%	
Write-In Totals	12	0.80%	
Total Votes Cast	1,503	100.00%	
Overvotes	1		
Undervotes	109		
Contest Totals	1,613		

R Governor-Republican State Of Mississippi

Vote For 1

	TOTAL	VOTE %	
Tate Reeves	3,562	81.16%	
John Witcher	485	11.05%	
David Grady Hardigree	327	7.45%	
Write-In Totals	15	0.34%	
Total Votes Cast	4,389	100.00%	
Overvotes	2		
Undervotes	74		
Contest Totals	4,465		

R Lieutenant Governor-Republican State Of Mississippi

Vote For 1

	TOTAL	VOTE %	
Delbert Hosemann	2,127	48.43%	
Chris McDaniel	2,069	47.11%	
Tiffany Longino	192	4.37%	
Write-In Totals	4	0.09%	
Total Votes Cast	4,392	100.00%	
Overvotes	0		
Undervotes	73		
Contest Totals	4,465		

R Secretary Of State-Republican State Of Mississippi

Vote For 1




	TOTAL	VOTE %	
Michael Watson	4,227	99.67%	
Write-In Totals	14	0.33%	
Total Votes Cast	4,241	100.00%	
Overvotes	0		
Undervotes	224		
Contest Totals	4,465		

Election Summary Report
 2023 Primary Election
 August 8, 2023

CERTIFIED Results
 Pike County




R Attorney General-Republican State Of Mississippi

Vote For 1

	TOTAL	VOTE %	
Lynn Fitch	4,224	99.51%	
Write-In Totals	21	0.49%	
Total Votes Cast	4,245	100.00%	
Overvotes	0		
Undervotes	220		
Contest Totals	4,465		




R State Treasurer-Republican State Of Mississippi

Vote For 1

	TOTAL	VOTE %	
David McRae	4,203	99.72%	
Write-In Totals	12	0.28%	
Total Votes Cast	4,215	100.00%	
Overvotes	0		
Undervotes	250		
Contest Totals	4,465		





R Commissioner Of Agriculture & Commerce-Republican State Of Mississippi

Vote For 1

	TOTAL	VOTE %	
Andy Gipson	4,230	99.69%	
Write-In Totals	13	0.31%	
Total Votes Cast	4,243	100.00%	
Overvotes	1		
Undervotes	221		
Contest Totals	4,465		




R Commissioner Of Insurance-Republican State Of Mississippi

Vote For 1

	TOTAL	VOTE %	
Mike Chaney	3,447	80.78%	
Mitch Young	813	19.05%	
Write-In Totals	7	0.16%	
Total Votes Cast	4,267	100.00%	
Overvotes	0		
Undervotes	198		
Contest Totals	4,465		

R State Auditor-Republican State Of Mississippi

Vote For 1

	TOTAL	VOTE %	
Shad White	4,200	99.81%	
Write-In Totals	8	0.19%	
Total Votes Cast	4,208	100.00%	
Overvotes	0		
Undervotes	257		
Contest Totals	4,465		

Election Summary Report
 2023 Primary Election
 August 8, 2023

CERTIFIED Results
 Pike County

R Southern District-Republican Public Service Commissioner

Vote For 1

	TOTAL	VOTE %	
Nelson Wayne Carr	2,401	57.98%	<div style="width: 57.98%; background-color: #f1c232;"></div>
Dane Maxwell	1,731	41.80%	<div style="width: 41.80%; background-color: #f1c232;"></div>
Write-In Totals	9	0.22%	<div style="width: 0.22%; background-color: #f1c232;"></div>
Total Votes Cast	4,141	100.00%	<div style="width: 100.00%; background-color: #f1c232;"></div>
Overvotes	0		
Undervotes	324		
Contest Totals	4,465		

R Southern District-Republican Transportation Commissioner

Vote For 1

	TOTAL	VOTE %	
Charles Busby	4,181	99.76%	<div style="width: 99.76%; background-color: #f1c232;"></div>
Write-In Totals	10	0.24%	<div style="width: 0.24%; background-color: #f1c232;"></div>
Total Votes Cast	4,191	100.00%	<div style="width: 100.00%; background-color: #f1c232;"></div>
Overvotes	4		
Undervotes	270		
Contest Totals	4,465		

R District 14-Republican District Attorney 14

Vote For 1

	TOTAL	VOTE %	
Brendon Adams	2,749	63.66%	<div style="width: 63.66%; background-color: #f1c232;"></div>
Joey Norton	1,565	36.24%	<div style="width: 36.24%; background-color: #f1c232;"></div>
Write-In Totals	4	0.09%	<div style="width: 0.09%; background-color: #f1c232;"></div>
Total Votes Cast	4,318	100.00%	<div style="width: 100.00%; background-color: #f1c232;"></div>
Overvotes	2		
Undervotes	145		
Contest Totals	4,465		

R District 39-Republican State Senate 39

Vote For 1

	TOTAL	VOTE %	
Jason T. Barrett	2,319	99.70%	<div style="width: 99.70%; background-color: #f1c232;"></div>
Write-In Totals	7	0.30%	<div style="width: 0.30%; background-color: #f1c232;"></div>
Total Votes Cast	2,326	100.00%	<div style="width: 100.00%; background-color: #f1c232;"></div>
Overvotes	0		
Undervotes	171		
Contest Totals	2,497		

R District 53-Republican State House Of Rep 53

Vote For 1




	TOTAL	VOTE %	
Vince Mangold	556	99.46%	<div style="width: 99.46%; background-color: #f1c232;"></div>
Write-In Totals	3	0.54%	<div style="width: 0.54%; background-color: #f1c232;"></div>
Total Votes Cast	559	100.00%	<div style="width: 100.00%; background-color: #f1c232;"></div>
Overvotes	0		
Undervotes	42		
Contest Totals	601		

Election Summary Report
 2023 Primary Election
 August 8, 2023

CERTIFIED Results
 Pike County




R District 97-Republican State House Of Rep 97

Vote For 1

	TOTAL	VOTE %	
Sam C. Mims V	1,970	99.29%	
Write-In Totals	14	0.71%	
Total Votes Cast	1,984	100.00%	
Overvotes	0		
Undervotes	108		
Contest Totals	2,092		




R Chancery Clerk-Republican Pike

Vote For 1

	TOTAL	VOTE %	
Becky Buie	4,281	99.84%	
Write-In Totals	7	0.16%	
Total Votes Cast	4,288	100.00%	
Overvotes	2		
Undervotes	175		
Contest Totals	4,465		





R Circuit Clerk-Republican Pike

Vote For 1

	TOTAL	VOTE %	
Natalie McMahon	4,185	99.38%	
Write-In Totals	26	0.62%	
Total Votes Cast	4,211	100.00%	
Overvotes	0		
Undervotes	254		
Contest Totals	4,465		




R Coroner-Republican Pike

Vote For 1

	TOTAL	VOTE %	
Chan Thomas	3,084	70.67%	
Anthony 'Tony V' Varaksa	1,265	28.99%	
Write-In Totals	15	0.34%	
Total Votes Cast	4,364	100.00%	
Overvotes	1		
Undervotes	100		
Contest Totals	4,465		

R County Prosecutor-Republican Pike

Vote For 1






	TOTAL	VOTE %	
Ben L. Gilbert	4,198	99.62%	
Write-In Totals	16	0.38%	
Total Votes Cast	4,214	100.00%	
Overvotes	0		
Undervotes	251		
Contest Totals	4,465		

Election Summary Report
 2023 Primary Election
 August 8, 2023

CERTIFIED Results
 Pike County




R Sheriff-Republican Pike

Vote For 1

	TOTAL	VOTE %	
Bryant Wally Jones	1,909	43.08%	
Brad Bellipanni	1,853	41.82%	
Robbie Roberts	668	15.08%	
Write-In Totals	1	0.02%	
Total Votes Cast	4,431	100.00%	
Overvotes	2		
Undervotes	32		
Contest Totals	4,465		





R Tax Assessor-Republican Pike

Vote For 1

	TOTAL	VOTE %	
Laurie Allen	4,224	99.58%	
Write-In Totals	18	0.42%	
Total Votes Cast	4,242	100.00%	
Overvotes	0		
Undervotes	223		
Contest Totals	4,465		





R Tax Collector-Republican Pike

Vote For 1

	TOTAL	VOTE %	
Michael Cameron	2,743	63.39%	
Cathy Hodge	1,575	36.40%	
Write-In Totals	9	0.21%	
Total Votes Cast	4,327	100.00%	
Overvotes	0		
Undervotes	138		
Contest Totals	4,465		

R Supervisor District 3-Republican Supervisor 03

Vote For 1

	TOTAL	VOTE %	
Robert J. Accardo	688	55.71%	
Dwain Brister	544	44.05%	
Write-In Totals	3	0.24%	
Total Votes Cast	1,235	100.00%	
Overvotes	0		
Undervotes	9		
Contest Totals	1,244		

Election Summary Report
 2023 Primary Election
 August 8, 2023

CERTIFIED Results
 Pike County

R Supervisor District 4-Republican Supervisor 04

Vote For 1

	TOTAL	VOTE %	
Jake Gazzo	1,451	98.84%	<div style="width: 98.84%;"></div>
Write-In Totals	17	1.16%	<div style="width: 1.16%;"></div>
Total Votes Cast	1,468	100.00%	<div style="width: 100.00%;"></div>
Overvotes	0		
Undervotes	71		
Contest Totals	1,539		

R Supervisor District 5-Republican Supervisor 05

Vote For 1

	TOTAL	VOTE %	
Lee Fortenberry	926	99.46%	<div style="width: 99.46%;"></div>
Write-In Totals	5	0.54%	<div style="width: 0.54%;"></div>
Total Votes Cast	931	100.00%	<div style="width: 100.00%;"></div>
Overvotes	0		
Undervotes	32		
Contest Totals	963		

R Justice Court Judge Northern District-Republican Justice Court Judge Northern

Vote For 1

	TOTAL	VOTE %	
Fulton D. Brewer	2,255	99.78%	<div style="width: 99.78%;"></div>
Write-In Totals	5	0.22%	<div style="width: 0.22%;"></div>
Total Votes Cast	2,260	100.00%	<div style="width: 100.00%;"></div>
Overvotes	0		
Undervotes	113		
Contest Totals	2,373		

R Justice Court Judge Southern District-Republican Justice Court Judge Southern

Vote For 1

	TOTAL	VOTE %	
Aubrey Rimes	1,306	99.24%	<div style="width: 99.24%;"></div>
Write-In Totals	10	0.76%	<div style="width: 0.76%;"></div>
Total Votes Cast	1,316	100.00%	<div style="width: 100.00%;"></div>
Overvotes	0		
Undervotes	37		
Contest Totals	1,353		

R Constable Northern District-Republican Constable Northern

Vote For 1

	TOTAL	VOTE %	
Denny Johnson	2,209	99.24%	<div style="width: 99.24%;"></div>
Write-In Totals	17	0.76%	<div style="width: 0.76%;"></div>
Total Votes Cast	2,226	100.00%	<div style="width: 100.00%;"></div>
Overvotes	0		
Undervotes	147		
Contest Totals	2,373		