

(10) Braswell Education Complex












Statistics

TOTAL

Registered Voters - Total	1,381
Ballots Cast - Total	633
Ballots Cast - Blank	0
Voter Turnout - Total	45.84%





President United States

Vote For 1

	TOTAL	VOTE %	
D Kamala D. Harris / Tim Walz	346	55.99%	
R Donald J. Trump / JD Vance	264	42.72%	
I Robert F. Kennedy Jr. / Nicole	2	0.32%	
L Chase Oliver / Mike ter Maat	1	0.16%	
G Jill Stein / Rudolph Ware	1	0.16%	
C Randall Terry / Stephen E. Broden	1	0.16%	
I Claudia De la Cruz / Karina Garcia	1	0.16%	
I Shiva Ayyadurai / Crystal Ellis	0	0.00%	
I Peter Sonsk / Lauren Onak	0	0.00%	
Write-In Totals	2	0.32%	
Total Votes Cast	618	100.00%	
Contest Totals	633		

Senate United States

Vote For 1

	TOTAL	VOTE %	
D Ty Pinkins	347	55.88%	
R Roger F. Wicker	270	43.48%	
Write-In Totals	4	0.64%	
Total Votes Cast	621	100.00%	
Contest Totals	633		





3rd Congressional District US House of Representatives 3

Vote For 1

	TOTAL	VOTE %	
R Michael Guest	437	95.41%	
Write-In Totals	21	4.59%	
Total Votes Cast	458	100.00%	
Contest Totals	633		

Supreme Court District 2(Southern) Position 2 Supreme Court Justice District 2(Southern)





Vote For 1

	TOTAL	VOTE %	
NP David P. Sullivan	298	55.81%	
NP Dawn H. Beam	228	42.70%	
Write-In Totals	8	1.50%	
Total Votes Cast	534	100.00%	
Contest Totals	633		

(10) Braswell Education Complex

South Pike School Board Member District 4 4 - South Pike School Board 4

Vote For 1

	TOTAL	VOTE %	
NP Carrie Tate Christian	76	61.29%	
NP Leslie E. Hurst	46	37.10%	
Write-In Totals	2	1.61%	
Total Votes Cast	124	100.00%	
Contest Totals	136		