












(13) Holmesville Comm.

Statistics	TOTAL
Registered Voters - Total	975
Ballots Cast - Total	533
Ballots Cast - Blank	0
Voter Turnout - Total	54.67%





President United States

Vote For 1

	TOTAL	VOTE %	
R Donald J. Trump / JD Vance	314	59.02%	
D Kamala D. Harris / Tim Walz	212	39.85%	
I Robert F. Kennedy Jr. / Nicole	2	0.38%	
I Peter Sonsk / Lauren Onak	2	0.38%	
L Chase Oliver / Mike ter Maat	1	0.19%	
G Jill Stein / Rudolph Ware	1	0.19%	
C Randall Terry / Stephen E. Broden	0	0.00%	
I Shiva Ayyadurai / Crystal Ellis	0	0.00%	
I Claudia De la Cruz / Karina Garcia	0	0.00%	
Write-In Totals	0	0.00%	
Total Votes Cast	532	100.00%	
Contest Totals	533		

Senate United States

Vote For 1

	TOTAL	VOTE %	
R Roger F. Wicker	328	61.65%	
D Ty Pinkins	203	38.16%	
Write-In Totals	1	0.19%	
Total Votes Cast	532	100.00%	
Contest Totals	533		





3rd Congressional District US House of Representatives 3

Vote For 1

	TOTAL	VOTE %	
R Michael Guest	437	96.26%	
Write-In Totals	17	3.74%	
Total Votes Cast	454	100.00%	
Contest Totals	533		

Supreme Court District 2(Southern) Position 2 Supreme Court Justice District 2(Southern)





Vote For 1

	TOTAL	VOTE %	
NP David P. Sullivan	290	60.42%	
NP Dawn H. Beam	183	38.12%	
Write-In Totals	7	1.46%	
Total Votes Cast	480	100.00%	
Contest Totals	533		

(13) Holmesville Comm.

Election Commissioner District 3 Election Commissioner 03

Vote For 1

	TOTAL	VOTE %	
NP Lana B. Smith	258	52.12%	
NP Angia Jones Lee	234	47.27%	
Write-In Totals	3	0.61%	
Total Votes Cast	495	100.00%	
Contest Totals	533		